

# OXFORDSHIRE CHILDCARE SUFFICIENCY REPORT

## DECEMBER 2022



# Contents

<a href="#"><u>Background to sufficiency report</u></a> .....	3
<a href="#"><u>Key findings</u></a> .....	6
<a href="#"><u>Recruitment and retention</u></a> .....	8
<a href="#"><u>Childcare for families of children with a disability</u></a> .....	11
<a href="#"><u>Early years quality improvement team</u></a> .....	15
<a href="#"><u>Cost of childcare</u></a> .....	17
<a href="#"><u>Sufficiency gaps</u></a> .....	18
<a href="#"><u>Priorities 2022-2023</u></a> .....	19
<a href="#"><u>Section 1: Supply of childcare, birth to 4 year olds</u></a> .....	20
<a href="#"><u>Supply of childcare 5-11 year olds</u></a> .....	30
<a href="#"><u>Supply of childcare 12 years and over</u></a> .....	38
<a href="#"><u>Appendix 1: Notes on sources and limitations of data and methodology</u></a> .....	42

# Background to sufficiency report

Under Section 6 of the Childcare Act 2006, Oxfordshire County Council has a statutory duty to ensure that there is sufficient childcare available to enable families –

1. to access the funded entitlements for their child
2. to take up, or remain in work, or
3. to undertake education or training which could reasonably lead to work.

All Local Authorities are required by the Department for Education (DfE) to publish an annual report to Elected Council Members on how they are meeting their duty to secure sufficient childcare; and make this report available and accessible to parents.

This report reflects the data that has been submitted to Oxfordshire County Council by childcare providers across Oxfordshire and relates to the available childcare places during the summer term 2022.

This report is part of a wider suite of intelligence used by the Sufficiency and Access team to assess the sufficiency of childcare places in Oxfordshire, which includes information at a lower geographical level than is presented in this summary document.

## **Funded Early Years Entitlements**

### **Early Education for some children aged 2**

A targeted offer of 570 hours per year for the most vulnerable 2 year old children, from the school term after their 2<sup>nd</sup> birthday

The aim is to reduce levels of inequality and narrow the pre-school educational gap between disadvantaged and better off children.

In Oxfordshire we have seen the average eligible cohort reduce from 1486 in the summer term 2021 to 1389 in the summer term 2022 a reduction of 97 children.

In the summer term 2022 the average take up was 74% an increase from 70% in the summer term 2021. 74% take up is more in line with years prior to 2020 so we believe the increase of 4% from 2021-2022 is based on parental confidence increasing since the coronavirus pandemic.

### **Early Education for children aged 3 and 4 (Universal entitlement)**

A universal offer of 570 hours per year for children from the school term after their 3<sup>rd</sup> birthday.

Children receive early education, focusing on the specific learning needs of very young children. The aim is to prepare children so they are ready to go to school and to prepare them for lifelong learning. By the summer term 2022, 11,570 children were taking up the universal entitlement against an estimated population of 12,616. 92% of children in the summer term 2022 were taking up the universal offer this is an increase from 88% in summer 2021.

## **Extended Early Education/ Childcare for some children aged 3 and 4**

From September 2017, children of most working parents became eligible for an extended offer of a total 1,140 hours per year (38 hours per week).

The aim is to encourage parents of young children to remain economically active by reducing the cost of childcare. It is also hoped that the increased entitlement will encourage more parents to take up work.

By the summer term 2022 7821 children were estimated to be eligible for the extended offer in Oxfordshire, against an estimated 12,616 children eligible for the universal offer. 64% of children thought to be eligible for the extended offer took up a place in Summer 2022, this is an increase from 58% in Summer 2021.

### **Childcare**

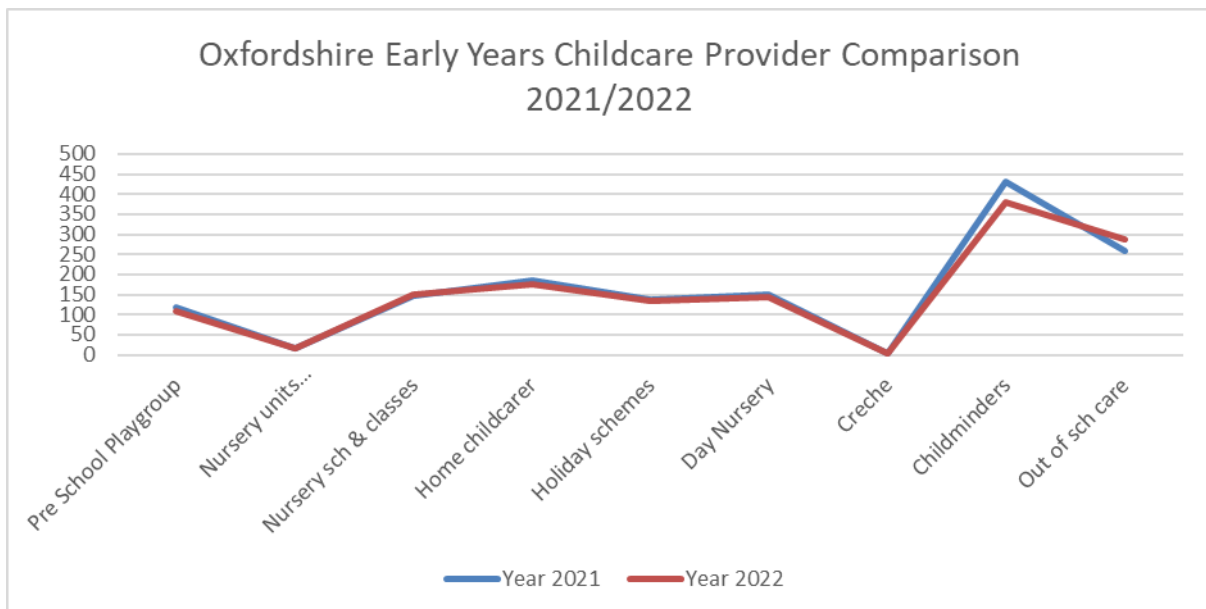
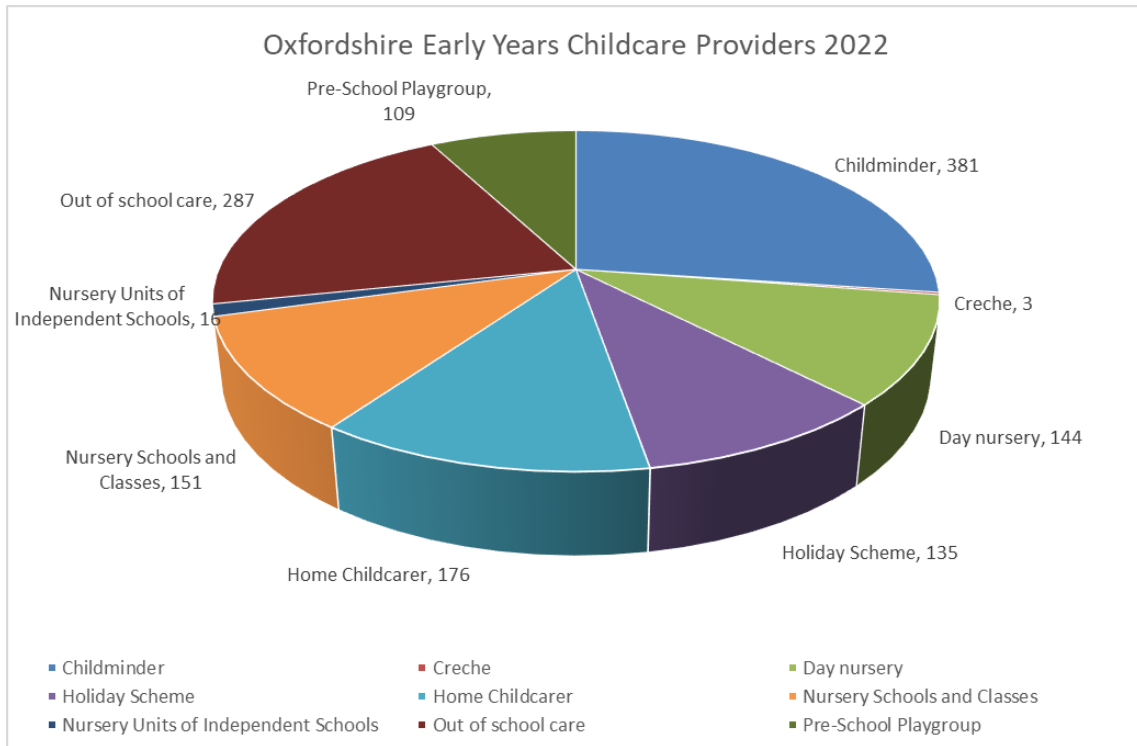
Sufficient childcare means securing the right type and volume of provision, so far as is reasonably practicable, for working parents or those undertaking training with the intention of returning to work, for children aged 0-14 (up to 18 for a disabled child). The aim is to ensure parents are supported to be economically active

### **Delivery**

Local authorities are not expected to deliver provision themselves but to work with providers to ensure that there is sufficient provision available to meet families' needs. It is expected that local authorities only directly deliver provision in exceptional circumstances where it is more appropriate for the authority to do so. (Note: provision delivered by a local authority maintained school is not regarded as provision made by a local authority.)

Places are delivered through a mixed market of private and voluntary providers, including Academies and Free Schools.

The below pie chart shows the breakdown of providers across Oxfordshire as of December 2022



The above line graph shows the number of childcare providers across Oxfordshire in 2022 compared to 2021.

# Key Findings

For pre-school children (0-4 years), the population forecast for 2022 estimates that the number of children has continued to slightly decrease from 39,574 in 2021 to 39,078 in 2022. The number of available childcare places (birth-4) across the county has increased slightly from 19173 in 2021 to 21050. This notable increase is due to missing data from 53 providers being updated within the directory. Overall the availability of places has remained the same as 2021 with a place for every 2 children across the county. This level of availability continues to indicate sufficient provision.

Current population predictions indicate that the 0-4 population is set to stay roughly the same in 2023 with a population of 39,248.

The percentage of eligible pre-school children taking up funded entitlements remains high, 2-year-old funded take up in Summer 2022—74% an increase from 70% in Summer 2021. 3&4 year old universal (15 hours) take up in 2022—92% an increase from 88% in Summer 2021. 3&4 year old extended (30 hours) take up in 2022 – 64% an increase from 58% in Summer 2021

Take up figures continue to increase back to levels seen prior to the coronavirus pandemic which had a significant impact to take up seen from 2020-2021.

The population projection for children aged 5 to 11 years in 2022 is 61,711 which is a slight increase from 61,491 in 2021.

## Childminders

There continues to be a reduction in childminders across the county, overall the number of childminders has reduced by 52 childminders (12%) from 433 to 381.

This is consistent with the national trend, during 2022 alone Ofsted reported there was a 10% drop in childminders, this is the biggest fall since 2015.

Oxfordshire Family Information Service has received some reports of parents unable to find childcare when a childminder is their preference.

The reasons that childminders cease to operate are varied. During a research report by the Department for Education in December 2022 some childminders stated they felt lonely in the profession as they are often working alone and therefore wanted to look for opportunities to work with peers / colleagues. Other reasons identified within the research were, working long hours, being self employed, pay and expenses. The report can be found here [Voices from the childminding profession: perceptions on challenges and opportunities \(publishing.service.gov.uk\)](https://publishing.service.gov.uk/government/uploads/system/uploads/attachment_data/file/111111/voices-from-the-childminding-profession-perceptions-on-challenges-and-opportunities.pdf)

The council seeks to recruit new childminders. Childminding as a career is promoted on the [Childcare and early education jobs and training | Oxfordshire County Council](#) | Oxfordshire County Council webpage. [Interested in becoming a childminder? | Oxfordshire County Council](#) is available on the Council's website.

## **Early Years Providers**

Since the last report there has been a decrease in pre schools/ playgroups and day nurseries from 268 in 2021 to 254 in 2022. There were 4 school / pre school mergers since the last report which will show in the decrease above however this has not impacted available places.

## **Schools**

During the period under review there were 167 schools offering early education places (including maintained and academies) an increase from 164 in 2021.

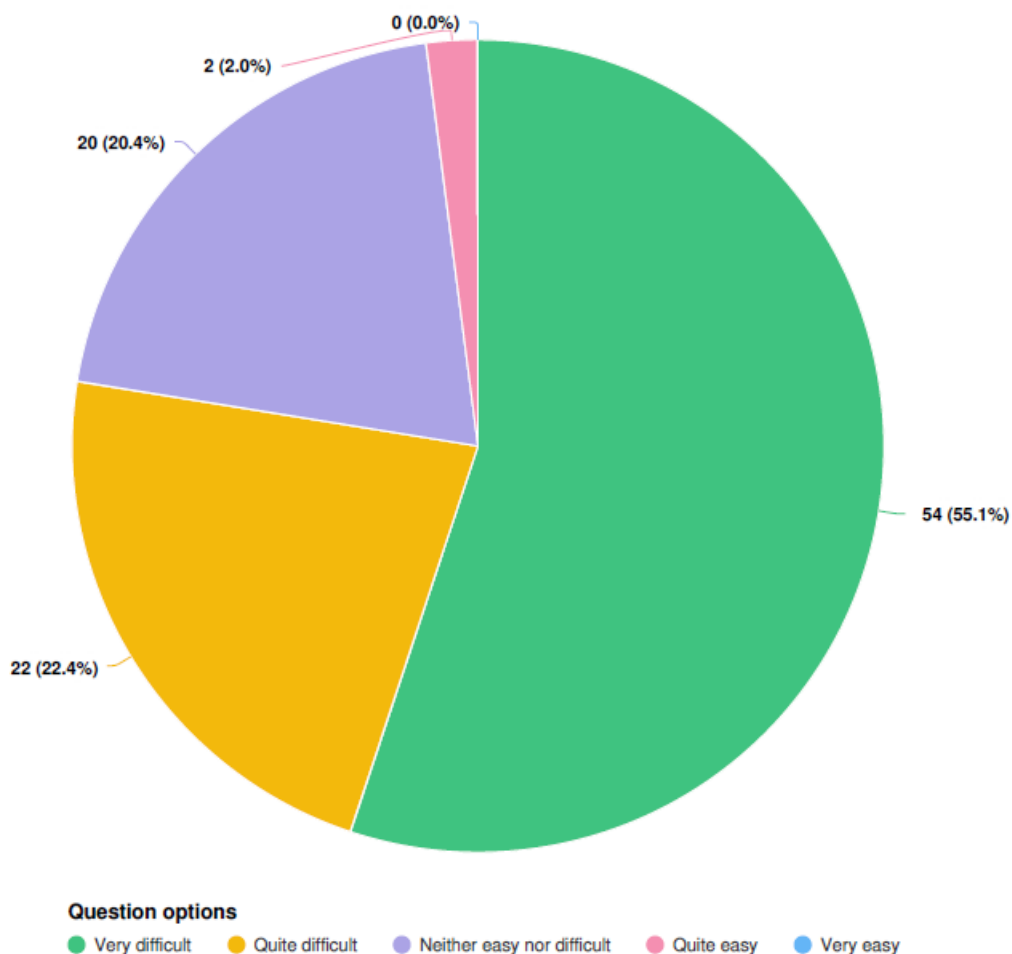
## **Out of School provision**

Much of the out of school provision, particularly breakfast and after school clubs, is operated by schools. Where this is the case provision is not separately registered with Ofsted and is reviewed as part of the school's overall Ofsted inspection. Consequently, Oxfordshire Family Information Service (OFIS) must rely on other sources, other than Ofsted registration data, to identify the availability of school run provision. It is therefore possible that not all out of school provision is included in the data held by OFIS. The number of Out of School Care (Breakfast and Afterschool clubs) identified as being available for primary age children is 286, an increase from 271 in 2021. There are 135 Ofsted registered holiday playschemes available across the county – some of these operate during all school holidays, while others only run at specific times of year, this is a decrease of 3 since 2021.

# Recruitment and retention

In October 2022 Oxfordshire County Council asked early years providers to complete a survey which asked about recruitment and retention within their settings. Some key findings from this report are shown below. The below pie chart shows during this survey 77.5% of respondents are finding it very difficult or quite difficult to recruit new staff. This is a picture seen across the country and not just within Oxfordshire. The early years alliance surveyed childcare providers across England in December 2021 which shows a similar picture and can be found here : [Breaking point - staffing shortages Nov/Dec 2021 \(eyalliance.org.uk\)](https://eyalliance.org.uk) .

**Q4** How easy or difficult is your setting / are your settings finding it to hire suitable new early years staff at the moment?



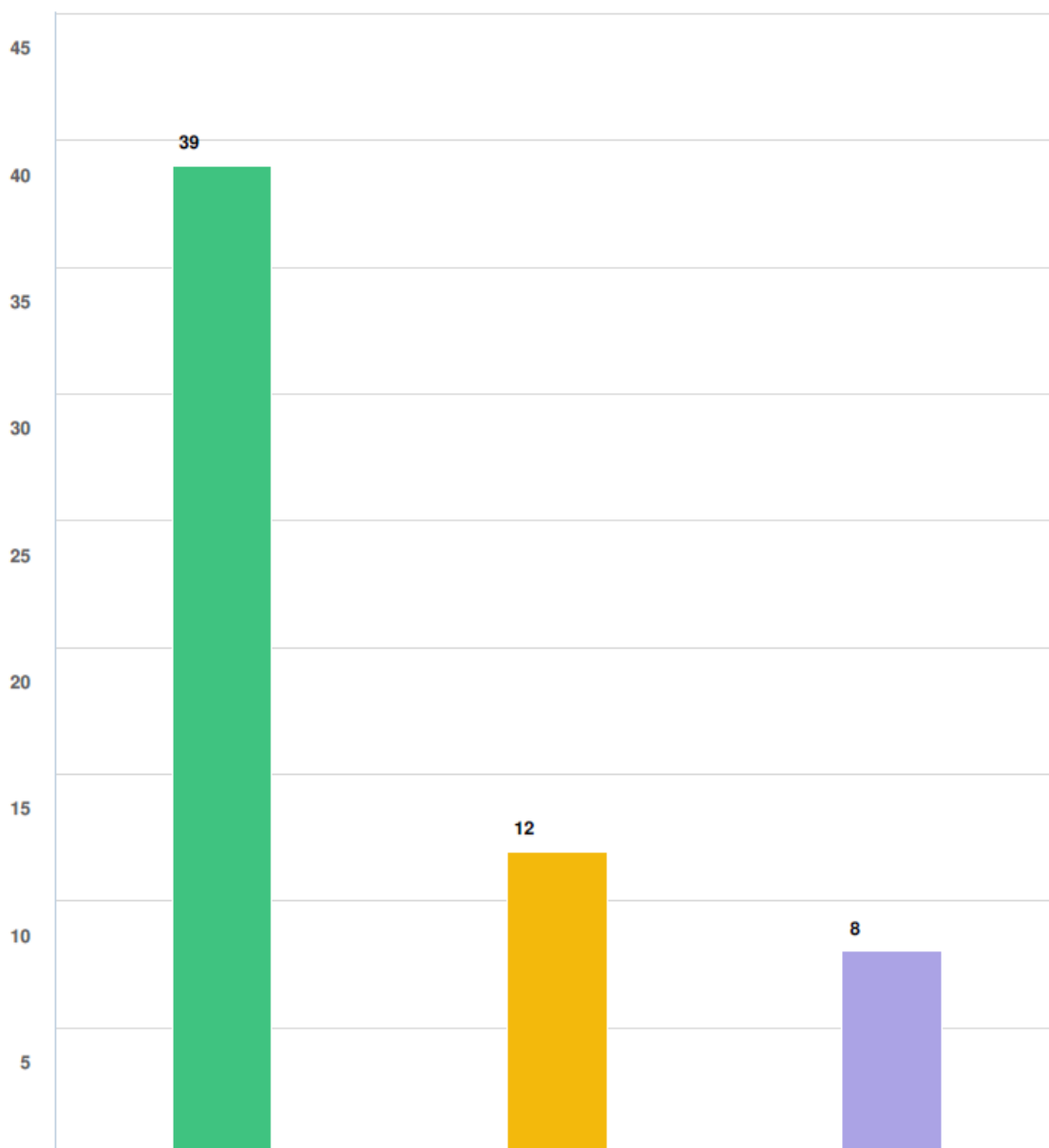
In April 2022 the Department for Education published a report called The early years workforce: recruitment, retention, and business planning which can be found here: [The early years workforce: recruitment, retention, and business planning - GOV.UK \(www.gov.uk\)](https://www.gov.uk)

The key findings within this report around recruitment and retention show from both the survey and interview findings that group based providers are facing more challenges in both recruitment and retention of staff.



The below chart shows that 66% of respondents have had to temporarily limit the number of children able to attend the setting on a particular day or days. In comparison to the recruitment and retention survey produced by Oxfordshire County Council in March 2022 this has increased from 56% to 66% an increase of 10% within 7 months.

**Q11** Over the past six months, has your setting had to do any of the following due to a lack of adequate staff? Please tick all that apply



**Question options**

- Temporarily limit the number of children able to attend the setting on a particular day or days
- Temporarily close a room or multiple rooms
- Temporarily close the entire setting

The issues of recruitment and retention of staff within the Early Years sector have been highlighted, unfortunately this is a national picture. Several local authorities, including Oxfordshire, are looking at this as a priority and are in discussions with the DFE about how to address these challenges.

In Oxfordshire we have:

- An Officer to lead on a recruitment and retention strategy
- Linked with secondary schools to promote careers in early years
- Linked with multi-agency colleagues around careers and employment for NEETS (not in education, employment, training)
- A plan to create links with DWP and Job Centre to promote and feature early years careers across all age groups
- Links with Qualification providers to promote early years careers
- OCC web pages on careers in early education and childcare with links to local vacancies
- Worked on a social media campaign to promote early years sector and careers



## Childcare for families of children with a disability

Each Local Authority publishes a Local Offer. The Local Offer sets out in one place, comprehensive information about the provision expected to be available in the area across education, health and social care for children and young people in the county who have SEN or a disability, including those who do not have Education Health Care Plans (EHCP).

All early years and childcare providers are supported to be inclusive and offer places to meet the needs of all children. The Family Information Service generally finds that most childcare providers are willing to respond to the needs of children with a disability and those with special educational needs.

The support offered by the Council includes:-

Services that provide [Early support for children with complex health needs or disabilities | Oxfordshire County Council](#)

Support to mainstream providers by the early years team [Support for early years and childcare providers | Oxfordshire County Council](#)

[SEND information for providers | Oxfordshire County Council](#), available on the Council's website.

Training, including Equality and Diversity and undertaking the Early Years Special Education Needs Co-ordinator (SENCO) role is available as part of the [Early Years training | Oxfordshire County Council](#) for early years and childcare providers. Some training for childminders is also available there, to build expertise and confidence in supporting children with special educational needs or disability.

Support and training for carers and support workers of children with specific health needs in various community settings is provided through the Protocol for Delegation of Healthcare Tasks 2020 which has replaced the Oxfordshire Shared Care Protocols (2016). Delegated Healthcare training is requested through a training request pack to the Oxfordshire Community Children's Nursing (CCN) Team. CCN also provide general awareness training for carers and support workers of children, delivered by virtual sessions or training videos.

The [Family Information Service \(oxfordshire.gov.uk\)](#) highlights some providers with a Local Offer Flag. This is where sufficient information has been provided to identify providers who offer places in accordance with the Council's [Special educational needs and disability: The local offer | Oxfordshire County Council](#). The Local Offer brings together information about education, health and care services for children and young people from 0 to 25 with SEND.

In December 2022, there were 475 childcare provisions identified as supporting the local offer. This figure includes breakfast & afterschool clubs.

Home childcarers are employed by the families and enable parents to have a child cared for in their own home by a carer who is registered with Ofsted and can demonstrate that they have common core skills and paediatric first aid qualifications. Children with complex health and behavioural needs, including Autistic Spectrum Disorders (ASD), may particularly benefit from the continuity of childcare and play offered in their own home as well as access to equipment to meet their care needs.

The Council currently contracts with 10 organisations to deliver a range of Short Breaks activities and childcare supporting children with a disability and their families. These services were re-commissioned in April 2017 for 5 years with a 2-year extension period, which we are now in. Contracts will end by the 31<sup>st</sup> of March 2024. We are currently in the first part of the commissioning cycle for new services to be in place for April 2024.

In 2021-22 there were 1184 children with disabilities who, along with their families, benefitted from a range of services including after school clubs, holiday playschemes, teenage youth groups and, for some, overnight respite care. This is an increase of 25% from 2020-21 when there were 930 children.

A summary of the Short Break services commissioned is on page **14** and full details can be found in the Council's Short Breaks ([Short breaks for disabled children | Oxfordshire County Council](#)) webpage.

The Short Break team also provide additional funding which can provide support for staffing, training or equipment to enable inclusion, and access into mainstream clubs as well as funding to help with transport or fees for families on low incomes who would otherwise be unable to enable their child to attend. Information on the funding streams available are available on the Council's Short Breaks webpage ([Short breaks for disabled children | Oxfordshire County Council](#)).

In June 2019, the Short Breaks team also set up a private Facebook group page, [Oxfordshire SEND Families Together](#), as another means of sharing information, activities, training and events. As of 30<sup>th</sup> September 2022, there were 1,046 members. During the year (1<sup>st</sup> October 2021 to 30<sup>th</sup> September 2022), there have been 1,176 posts which have had 1,733 comments & 2,304 reactions. This group page continues to grow gradually in members and participation.

The Council continues to work in partnership with families and providers so that they are able to contribute to the shaping of services, and to take part in decisions about available options and best use of available resources in response to local needs. The Council also ensures that families have opportunities to review service performance and to provide feedback to inform plans for the future. All commissioned services are expected to consult children and families to ensure the services they provide develop and evolve to meet the needs of the families they provide for.

Help and support with finding childcare and short break activities for disabled children

**Oxfordshire Family Information Directory** - Anyone can search on the Directory for all Ofsted registered childcare and activity providers using their town/postcode. [Family Information Service | How to search \(oxfordshire.gov.uk\)](#) guidance notes are available to help with this should it be needed. The Family Information Service generally finds that most childcare providers are willing to respond to the needs of children with a disability and those with special educational needs.

**Disability Information Officer** - The Disability Information Officer is part of the Oxfordshire Family Information Service team and can help families find childcare, play and leisure activities for children.

Between 1<sup>st</sup> October 2021 and 30<sup>th</sup> September 2022, 850 contacts were made with families with a child/young person with a disability or an additional need. They received support, advice and guidance. Of those approximately 650 will have had more in-depth support including information on childcare provision and in-depth brokerage.

**Children attending special schools** - some special schools have a staff member who co-ordinates play opportunities or can help parents/carers find out about childcare, play and leisure and short break activities for their children.

**Guidance for using the OFIS Directory** - there are [Family Information Service | How to search \(oxfordshire.gov.uk\)](#) guidance notes available to help families and professionals find the information they are looking for more easily and more targeted to their needs.



**Additional information:**

Short Breaks [Webpage](#)

Local Offer [Webpage](#)

Email the Short Break Team on [cdsredesign@oxfordshire.gov.uk](mailto:cdsredesign@oxfordshire.gov.uk)  
[Oxfordshire Family Information Service Directory](#)

Contact [pauline.mackinnon@oxfordshire.gov.uk](mailto:pauline.mackinnon@oxfordshire.gov.uk)  
or the [Family Information Service \(oxfordshire.gov.uk\)](#)

Provider	Type of provision	Age range	Location
Autism Family Support	Holiday Activities, Youth Groups & Family Support	8 to 18	Countywide
Barnardo's	Holiday activities	5 to 18	Abingdon
Barnardo's	After School Clubs	5 to 18	Abingdon
Barnardo's	Holiday activities	5 to 18	Witney
Barnardo's	After School Club	5 to 18	Witney
Bardwell Branch Out	Holiday Activities	5 to 18	Bicester
Bardwell Branch Out	After School Club	5 to 18	Bicester
Bardwell Branch Out	Youth Group	11 to 18	Bicester
Bishopswood School	After School Club	5 to 18	Sonning Common
Bishopswood School	Holiday activities	5 to 18	Sonning Common
Fitz Kids, Fitzwaryn School	Holiday activities	5 to 19	Wantage
Kids	Holiday activities	5 to 18	Wheatley area
Kids	After School Clubs	5 to 18	Wheatley area
Let's Play	Holiday activities	5 to 18	Banbury
Let's Play	After School Club	5 to 18	Banbury
Let's Play	Youth Club	11 to 18	Banbury
Parasol	Holiday activities	5 to 12	Oxford
Parasol (Teens)	Holiday activities	12 to 18	Oxford
Yellow Submarine	Holiday activities	11 to 18	Abingdon
Yellow Submarine	Holiday activities	11 to 18	Oxford
Yellow Submarine	Holiday activities	11 to 18	Witney
Yellow Submarine	Holiday activities	16 to 18	Witney
Yellow Submarine	Youth Group	11 to 18	Abingdon
Yellow Submarine	Youth Group	11 to 18	Didcot
Yellow Submarine	Youth Group	11 to 18	Oxford
Yellow Submarine	Youth Group	11 to 18	Witney

# Early Years Quality Improvement Team and Offer

## 2022-23

We are experienced and expert advisors offering guidance, support, challenge, and training to ensure the statutory requirements of the EYFS (Early Years Foundation Stage) are met. We do this through regular information sharing and communications; reflective tools and resources; and coordinating collaboration between partner services.

Our aim is to challenge and support early years providers\* to achieve and maintain high quality practice and provision for all children resulting in a knowledgeable and effective workforce, leading to healthy, happy, and safe children, who are successful and develop a lifelong love of learning.

By developing practitioner pedagogy, we will support practitioners to narrow the achievement gap between disadvantaged children and their peers and to provide inclusive practice to meet the needs of all children. Our universal offer supports the local [EY SEND offer](#).

*Providers\* are defined as schools, childminders, voluntary, independent, and private groups providing childcare and early education for under 6's, including preschools and day nurseries.*

### **What is on offer for all Early Years and Childcare Providers in Oxfordshire?**

Advice, guidance and support including safeguarding information, found on [our Facebook page](#), Twitter page, [Free Toolkit](#), [e-newsletter](#), [webpages](#) (No charges)

[Continuing Professional Development courses](#) (charges may apply). Training opportunities through 'Educational Services' include conferences, training and briefings/network meetings and committees / practitioners / Managers / Childminders / DSLs / SENCOs meetings. [Bite Size CPD](#) is also on offer.

[Buy-in support](#) – Bespoke support can include 'quality reviews', advisory visits, training, and partnership packages and a [Buy-in Toolkit](#)

Oxfordshire's School Readiness and Lifelong Learning [Strategy](#) and [webpages](#) and associated activities such as [our parenting page](#); [50 Things to do before you are 5 App](#); Language Lead approach and webpages.

### **Oxfordshire Early Years Priorities for 2022-23:**

Strengthening and embedding the statutory EYFS Framework

Developing early language and communication

Narrowing the gap between disadvantaged children and their peers

## Who is entitled to quality improvement support?

Early Years and childcare providers who have not received a quality improvement visit within the last 4 years.

Newly registered Early Years and childcare providers (not re-registrations), opening new provision and supporting sustainability.

Early Years and childcare providers judged 'good' and 'outstanding' by Ofsted prioritised using transparent triggers e.g., those with a previous Ofsted outcome less than 'good'; self-referral by managers or governance; safeguarding concerns; introduction of places for eligible funded two-year olds; providers with a high percentage of vulnerable learners and those due inspection.

Early Years and childcare providers judged 'requires improvement' by Ofsted (See Section 8 of the [EEF Terms and Conditions](#)).

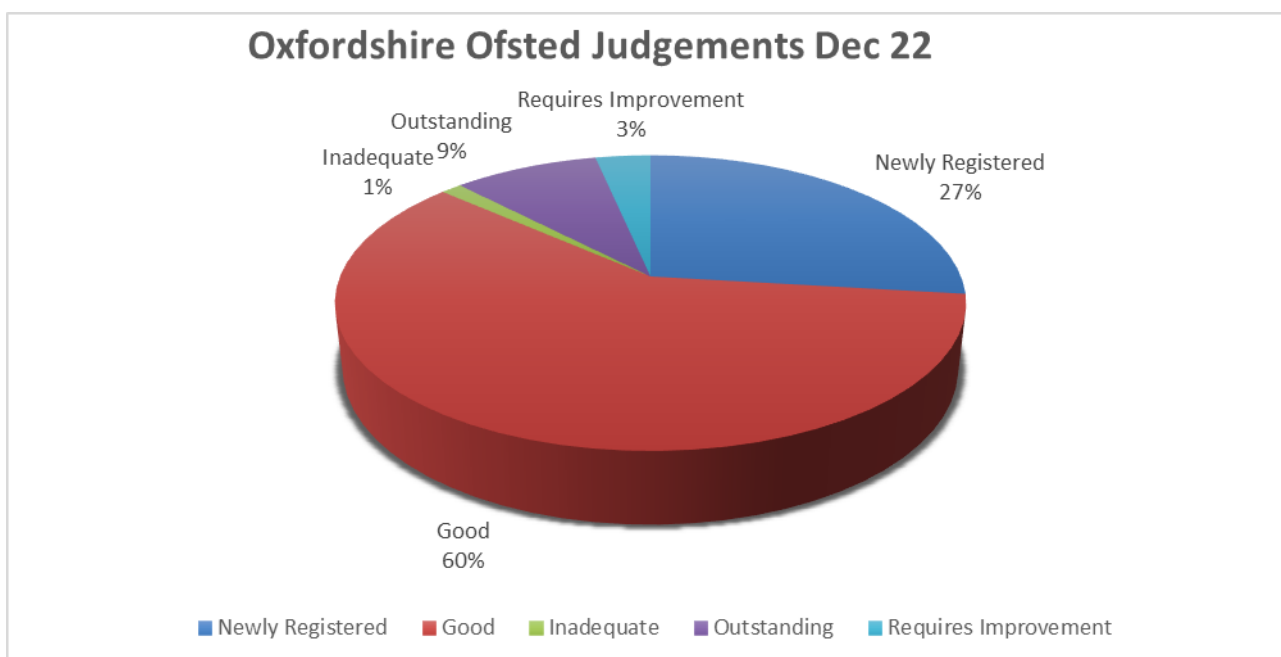
Early Years and childcare providers judged 'inadequate' or 'not met'/'non-compliant' by Ofsted (See Section 8 of the [EEF Terms and Conditions](#)), and those served with an Ofsted 'welfare requirement notice' or 'notice to improve'.

Out of School provision judged 'inadequate' or 'not met' by Ofsted.

**Contact details:** *(Please note that charges may apply)*

Call: **0845 604 2346**

Email: [Early.Years@Oxfordshire.gov.uk](mailto:Early.Years@Oxfordshire.gov.uk)





## Cost of Childcare

The Coram Family and Childcare Trust undertake a national annual survey of childcare fees [Coram-Childcare-Survey-2022.pdf](#) . The latest report in 2022 showed that parents are now paying 2.5% more for childcare for children under two; 2% more for children aged two; and 3.5% more for 3–4-year-olds than they were a year ago.

This may reflect childcare providers having to increase prices to cover the costs of utilities, food and other amenities which have all increased due to inflation and the cost of living crisis. The table below shows a comparison of childcare fees nationally, regionally and locally based upon the 2022 Family and Childcare Trust report and local audit data.

The data shows us that Oxfordshire has above average fees both nationally and regionally for day nurseries and childminders. There has been a significant increase in fees charged by Day Nurseries across Oxfordshire since 2021. The information suggests that fees charged by out of school clubs in Oxfordshire are still below regional and national average. Fees charged in both Oxfordshire and the South East by Day Nurseries and Childminders remained higher than the average for England. When supporting childcare settings, council officers encourage providers to consider the affordability of their provision and to ensure that the available financial help with childcare costs support (Help with paying for childcare) is regularly promoted to parents. The council's website and Gov.UK provides information on the financial support available to help with the cost of childcare. Help with accessing entitlements is also available from other sources, including the Family Information Service, Citizens Advice and college welfare officers etc. Some providers report that they find it challenging to achieve a balance between generating sufficient fee income and meeting operating costs, particularly paying sufficient wages to attract and retain high quality staff

Changes in the cost of childcare between 2021 and 2022			
Provision Type	Oxfordshire	South East	England
Day Nurseries	£7.75 (was £6.94) + 12%	Under 2s £5.88 (was £5.84) Over 2s £5.72 (was £5.60)	Under 2s £5.62 (was £5.61) Over 2s £5.41 (was £5.39)
Childminders	£ 5.07 (was £4.88) + 4%	Under 2s £4.97 (was £4.78) Over 2s £4.90 (was £4.75)	Under 2s £4.99 (was £4.76) Over 2s £4.89 (was £4.71)
Out of School / After school and Breakfast clubs	£4.16 (was £4.07) + 2%	£4.20 (was £4.89)	£4.45 (was £4.17)

# Sufficiency Gaps

Oxfordshire Family Information Service collects information on unmet childcare needs. Given the size of the population very little feedback is received from parents.

The family information service has been able to support parents in finding early years places for funded 2's, 3's and 4's across the county in the majority of cases.

From the Council's own analysis of sufficiency, from other information collected and local knowledge of officers, we are aware of the following areas where available provision is less likely to be meeting the needs of parents :-

- As highlighted in the recruitment and retention survey some providers have had to limit the number of children they can take temporarily due to staffing issues, this has not been localised to one region but across the county. The early years and sufficiency teams have been supporting settings where possible in ways to retain staff and support around recruiting new staff.
- Recruitment meetings
- In a few cases parents have advised they have been unable to find wraparound care in Witney and the surrounding area due to a provider closure. Parents have been encouraged to contact their local schools showing the demand for wraparound care within the community. Parents have a right to request wraparound and holiday childcare. The guidance for providers can be found here: [Department for Education \(publishing.service.gov.uk\)](https://www.gov.uk/government/consultations/department-for-education-guidance-on-wraparound-childcare)
- The availability of 2 year old places in Wantage has been highlighted by some parents trying to access the 15 hour entitlement. Millbrook Primary School in nearby Grove extended their provision to take 2 year olds from Autumn 22 which has increased 2 year old places within the neighbouring areas. Providers in the area have also been supported with revenue grant funding from the local authority to help continue with current operating models.
- We are continuing to work with two providers in Thame to increase 2 year old funded places. A provider has recently moved into new premises with the help of a revenue grant from the local authority, adding an additional eight 2 year old places and two 3&4 year old places.
- During a recent sufficiency assessment, Banbury was identified as an area which may have gaps in available places for 0-2's. The local authority is currently working with a provider looking to expand their provision and take additional places for this age group. Grimsbury Manor also opened in 2022 in Banbury creating additional places in the area.
- We are continuing to try and find solutions in Didcot. Sufficiency issues have been highlighted for all year round provision not term time only places.

## Priorities 2022—2023

- Make every effort across teams to ensure the greatest take up possible of the early education entitlements by vulnerable children
- Focus on recruitment & retention within early years
  - \* Promote early years as a career working with local school/college career advisors.
  - \* Regularly survey providers on recruitment and retention issues to inform working group and actions
  - \* Promote job vacancy information on FIS page and ensure providers are using this as a resource.
- Refresh and relaunch the Family Information Directory making it more accessible and user led
- Maintain sufficiency of provision from within existing provider base.
- Support with the implementation of a new software supplier ensuring the funding is distributed to providers with limited disruption.

### **Services for disabled children**

- Commissioned Short Breaks Activities aim to provide a range of fun and safe choice activities for children and young people of different age and abilities.
- Activities and services will support disabled children, young people and families whose needs are not otherwise met by mainstream services through targeted provision or inclusive provision.
- Support providers to deliver high quality provision.
- Target funding and support so that families on low incomes with disabled children are also able to access high quality activities.
- Increase the number of disabled children and young people able to access mainstream activities and services by providing resources to support groups to do this.

## Section 1: Supply of childcare, birth to 4 year olds

Table 1:1 The number of providers by District Council / MSOA and type of provider for children aged birth to 4. This shows the number and type of provider available in each District Council

District / MSOA	Childminder	Creche	Day nursery	Nursery Schools and Classes	Nursery Units of Independent Schools	Pre-School Playgroup	Grand Total
<b>Cherwell</b>	<b>123</b>		<b>30</b>	<b>39</b>	<b>2</b>	<b>23</b>	<b>217</b>
Banbury	39		11	13	1	3	67
Begbroke, Yarnton & Water Eaton	2		2			3	7
Bicester	43		6	9		6	64
Bodicote, Adderbury & Bloxham	9		4	2		1	16
Caversfield, Ambrosden & Fringford	8			4		2	14
Cropredy, Wroxton & Shennington	3		1	2		1	7
Deddington, Steeple Aston & Heyfords	6		2	2		2	12
Islip, Arcott & Chesterton	3		2	3		2	10
Kidlington	6		1	2		2	11
Sibford, Hook Norton & Milcombe	4		1	2	1	1	9
<b>Oxford</b>	<b>36</b>		<b>40</b>	<b>27</b>	<b>4</b>	<b>7</b>	<b>114</b>
Oxford	36		40	27	4	7	114
<b>South Oxfordshire</b>	<b>98</b>	<b>3</b>	<b>32</b>	<b>29</b>	<b>4</b>	<b>33</b>	<b>199</b>
Beckley & Horspath	3		1	2		1	7
Benson & Crowmarsh Gifford	8		4	2		1	15
Berinsfield & Wittenham	4		1	2		4	11
Chalgrove, Stadhampton & Dorchester	2		1	1		3	7
Chinnor & Tetsworth	9		2	3		2	16
Didcot	32	1	1	6		3	43
Goring, Woodcote & Whitchurch	2				1	4	7
Hagbourne, Moreton & Cholsey	4		2	2	1	3	12
Henley	2		5	2	2	3	14
Shiplake & Binfield Heath			3	1		1	5
Sonning Common & Kidmore End	1	1	3			1	6
Thame	18	1	4	1		2	26
Wallingford & Brightwell	9		2	1		3	15
Watlington & Nettlebed	1		1	2		1	5
Wheatley & Great Haseley	3		2	4		1	10

Table 1:1 The number of providers by District Council / MSOA and type of provider for children aged birth to 4. This shows the number and type of provider available in each District Council

District / MSOA	Childminder	Creche	Day nursery	Nursery Schools and Classes	Nursery Units of Independent Schools	Pre-School Playgroup	Grand Total
<b>Vale of White Horse</b>	<b>76</b>		<b>21</b>	<b>32</b>	<b>4</b>	<b>23</b>	<b>156</b>
Abingdon	26		4	8		5	43
Botley & Kennington	4		1	2	1	2	10
Dean Court, Cumnor & Appleton	1		1			1	3
Faringdon & Stanford	3		2	3		1	9
Grove	8			2		1	11
Kingston Bagpuize & East Hanney	1		1	2	1	2	7
Radley, Wootton & Marcham	4		2	2	1	3	12
Shrivenham, Watchfield & Uffington	10		2	5	1	2	20
South Wantage, Harwell & Blewbury	5		5	3		3	16
Sutton Courtenay, Drayton & Steventon	6		1	3		1	11
Wantage Town	8		2	2		2	14
<b>West Oxfordshire</b>	<b>67</b>		<b>21</b>	<b>24</b>	<b>2</b>	<b>24</b>	<b>138</b>
Bampton, Clanfield & Standlake	3		1	3		1	8
Burford & Brize Norton	2		2	1		3	8
Carterton	25		2	4		1	32
Chadlington & Wychwoods	1		1		1	1	4
Charlbury & North Leigh	1		3	1		2	7
Chipping Norton	6		4	1		1	12
Eynsham & Stanton Harcourt	5		1	2		1	9
Hanborough & Cassington	3		2	1		3	9
Kingham, Enstone & Middle Barton				1		3	4
Leafield, Minster Lovell & Duckington	2		1	2	1	2	8
Witney	13		4	6		3	26
Woodstock, Stonesfield & Tackley	6			2		3	11
<b>Grand Total</b>	<b>400</b>	<b>3</b>	<b>144</b>	<b>151</b>	<b>16</b>	<b>110</b>	<b>824</b>

Table 1.2 shows the number of places, per provider type, in each district and MSOA of Oxfordshire. This information displays data made available to us by childcare providers who are able to provide services to children up to the age four years old. Therefore, this table may underrepresent the true number of spaces actually available to families.

District / MSOA	Childminder	Creche	Day nursery	Nursery Schools and Classes	Nursery Units of Independent Schools	Pre-School Playgroup	Grand Total
<b>Cherwell</b>	<b>476</b>		<b>1780</b>	<b>1833</b>	<b>63</b>	<b>645</b>	<b>4797</b>
Banbury	145		679	675	47	82	1628
Begbroke, Yarnton & Water Eaton	6		148			76	230
Bicester	180		524	478		178	1360
Bodicote, Adderbury & Bloxham	35		146	110		40	331
Caversfield, Ambrosden & Fringford	26			173		72	271
Cropredy, Wroxton & Shennington	3		22	67		26	118
Deddington, Steeple Aston & Heyfords	24		76	56		45	201
Islip, Arcott & Chesterton	17		113	58		36	224
Kidlington	22		28	160		58	268
Sibford, Hook Norton & Milcombe	18		44	56	16	32	166
<b>Oxford</b>	<b>142</b>		<b>2149</b>	<b>1705</b>	<b>96</b>	<b>196</b>	<b>4288</b>
Oxford	142		2149	1705	96	196	4288
<b>South Oxfordshire</b>	<b>319</b>	<b>56</b>	<b>1890</b>	<b>1256</b>	<b>148</b>	<b>1084</b>	<b>4753</b>
Beckley & Horspath	14		38	64		30	146
Benson & Crowmarsh Gifford	14		299	49		24	386
Berinsfield & Wittenham	13		144	28		171	356
Chalgrove, Stadhampton & Dorchester	6		70	80		68	224
Chinnor & Tetsworth	26		92	87		52	257
Didcot	113	10	88	416		214	841
Goring, Woodcote & Whitchurch	6				44	107	157
Hagbourne, Moreton & Cholsey	10		125	85	36	85	341
Henley	9		273	88	68	84	522
Shiplake & Binfield Heath			75	10		30	115
Sonning Common & Kidmore End	3	26	207			30	266
Thame	57	20	141	52		48	318
Wallingford & Brightwell	36		204	21		97	358
Watlington & Nettlebed	0		46	80		20	146
Wheatley & Great Haseley	12		88	196		24	320

Table 1.2 shows the number of places, per provider type, in each district and MSOA of Oxfordshire. This information displays data made available to us by childcare providers who are able to provide services to children up to the age four years old. Therefore, this table may underrepresent the true number of spaces actually available to families

District / MSOA	Childminder	Creche	Day nursery	Nursery Schools and Classes	Nursery Units of Independent Schools	Pre-School Playgroup	Grand Total
<b>Vale of White Horse</b>	<b>298</b>		<b>1661</b>	<b>1242</b>	<b>116</b>	<b>662</b>	<b>3979</b>
Abingdon	109		250	446		153	958
Botley & Kennington	16		105	92	12	76	301
Dean Court, Cumnor & Appleton			76			50	126
Faringdon & Stanford	6		115	80		24	225
Grove	30			80		32	142
Kingston Bagpuize & East Hanney	5		116	31	36	65	253
Radley, Wootton & Marcham	14		106	58	32	66	276
Shrivenham, Watchfield & Uffington	40		250	142	36	42	510
South Wantage, Harwell & Blewbury	25		462	131		74	692
Sutton Courtenay, Drayton & Steventon	21		46	136		25	228
Wantage Town	32		135	46		55	268
<b>West Oxfordshire</b>	<b>236</b>		<b>1116</b>	<b>1206</b>	<b>62</b>	<b>613</b>	<b>3233</b>
Bampton, Clanfield & Standlake	11		40	108		24	183
Burford & Brize Norton	9		108	10		75	202
Carterton	100		120	198		48	466
Chadlington & Wychwoods	3		45		36	30	114
Charlbury & North Leigh	6		153	20		52	231
Chipping Norton	19		175	112		26	332
Eynsham & Stanton Harcourt	14		42	176		24	256
Hanborough & Cassington	4		97	20		66	187
Kingham, Enstone & Middle Barton				52		52	104
Leafield, Minster Lovell & Duckington	4		70	135	26	36	271
Witney	43		266	275		114	698
Woodstock, Stonesfield & Tackley	23			100		66	189
<b>Grand Total</b>	<b>1471</b>	<b>56</b>	<b>8596</b>	<b>7242</b>	<b>485</b>	<b>3200</b>	<b>21050</b>

Table 1.3 shows the percentage of places available by type of childcare provider (offering service to children up to four years old) in each district and MSOA of Oxfordshire.

District / MSOA	Childminder	Creche	Day nursery	Nursery Schools and Classes	Nursery Units of Independent Schools	Pre-School Playgroup
<b>Cherwell</b>	10%	0%	37%	38%	1%	13%
Banbury	9%	0%	42%	41%	3%	5%
Begbroke, Yarnton & Water Eaton	3%	0%	64%	0%	0%	33%
Bicester	13%	0%	39%	35%	0%	13%
Bodicote, Adderbury & Bloxham	11%	0%	44%	33%	0%	12%
Caversfield, Ambrosden & Fringford	10%	0%	0%	64%	0%	27%
Cropredy, Wroxton & Shennington	3%	0%	19%	57%	0%	22%
Deddington, Steeple Aston & Heyfords	12%	0%	38%	28%	0%	22%
Islip, Arncott & Chesterton	8%	0%	50%	26%	0%	16%
Kidlington	8%	0%	10%	60%	0%	22%
Sibford, Hook Norton & Milcombe	11%	0%	27%	34%	10%	19%
<b>Oxford</b>	3%	0%	50%	40%	2%	5%
Oxford	3%	0%	50%	40%	2%	5%
<b>South Oxfordshire</b>	7%	1%	40%	26%	3%	23%
Beckley & Horspath	10%	0%	26%	44%	0%	21%
Benson & Crowmarsh Gifford	4%	0%	77%	13%	0%	6%
Berinsfield & Wittenham	4%	0%	40%	8%	0%	48%
Chalgrove, Stadhampton & Dorchester	3%	0%	31%	36%	0%	30%
Chinnor & Tetsworth	10%	0%	36%	34%	0%	20%
Didcot	13%	1%	10%	49%	0%	25%
Goring, Woodcote & Whitchurch	4%	0%	0%	0%	28%	68%
Hagbourne, Moreton & Cholsey	3%	0%	37%	25%	11%	25%
Henley	2%	0%	52%	17%	13%	16%
Shiplake & Binfield Heath	0%	0%	65%	9%	0%	26%
Sonning Common & Kidmore End	1%	10%	78%	0%	0%	11%
Thame	18%	6%	44%	16%	0%	15%
Wallingford & Brightwell	10%	0%	57%	6%	0%	27%
Watlington & Nettlebed	0%	0%	32%	55%	0%	14%
Wheatley & Great Haseley	4%	0%	28%	61%	0%	8%



Table 1.3 shows the percentage of places available by type of childcare provider (offering service to children up to four years old) in each district and MSOA of Oxfordshire.

District / MSOA	Childminder	Creche	Day nursery	Nursery Schools and Classes	Nursery Units of Independent Schools	Pre-School Playgroup
<b>Vale of White Horse</b>	7%	0%	42%	31%	3%	17%
Abingdon	11%	0%	26%	47%	0%	16%
Botley & Kennington	5%	0%	35%	31%	4%	25%
Dean Court, Cumnor & Appleton	0%	0%	60%	0%	0%	40%
Faringdon & Stanford	3%	0%	51%	36%	0%	11%
Grove	21%	0%	0%	56%	0%	23%
Kingston Bagpuize & East Hanney	2%	0%	46%	12%	14%	26%
Radley, Wootton & Marcham	5%	0%	38%	21%	12%	24%
Shrivenham, Watchfield & Uffington	8%	0%	49%	28%	7%	8%
South Wantage, Harwell & Blewbury	4%	0%	67%	19%	0%	11%
Sutton Courtenay, Drayton & Steventon	9%	0%	20%	60%	0%	11%
Wantage Town	12%	0%	50%	17%	0%	21%
<b>West Oxfordshire</b>	7%	0%	35%	37%	2%	19%
Bampton, Clanfield & Standlake	6%	0%	22%	59%	0%	13%
Burford & Brize Norton	4%	0%	53%	5%	0%	37%
Carterton	21%	0%	26%	42%	0%	10%
Chadlington & Wychwoods	3%	0%	39%	0%	32%	26%
Charlbury & North Leigh	3%	0%	66%	9%	0%	23%
Chipping Norton	6%	0%	53%	34%	0%	8%
Eynsham & Stanton Harcourt	5%	0%	16%	69%	0%	9%
Hanborough & Cassington	2%	0%	52%	11%	0%	35%
Kingham, Enstone & Middle Barton	0%	0%	0%	50%	0%	50%
Leafield, Minster Lovell & Duckington	1%	0%	26%	50%	10%	13%
Witney	6%	0%	38%	39%	0%	16%
Woodstock, Stonesfield & Tackley	12%	0%	0%	53%	0%	35%
<b>Grand Total</b>	7%	0%	41%	34%	2%	15%

Table 1.4 shows the number of children in each district and MSOA, per childcare place. The table shows childcare places relating to providers that can deliver services to children up to the age of four years old. Blank squares indicate we don't have any data relating to childcare spaces in this area – this is because data is collected from the Family Information Directory, and information relating to places may be missing or partial in some areas

Population of 0-4 Year Olds in 2022	Children Per Place							
	District / MSOA	Childminder	Creche	Day nursery	Nursery Schools and Classes	Nursery Units of Independent Schools	Pre-School Playgroup	Grand Total
<b>9354</b>	<b>Cherwell</b>	<b>20</b>		<b>5</b>	<b>5</b>	<b>148</b>	<b>15</b>	<b>2</b>
3036	Banbury	21		4	4	65	37	2
342	Begbroke, Yarnton & Water Eaton	57		2			5	1
1760	Bicester	10		3	4		10	1
724	Bodicote, Adderbury & Bloxham	21		5	7		18	2
756	Caversfield, Ambrosden & Fringford	29			4		11	3
411	Cropredy, Wroxton & Shennington	137		19	6		16	3
592	Deddington, Steeple Aston & Heyfords			8	11		13	3
862	Islip, Arcott & Chesterton	51		8	15		24	4
554	Kidlington	25		20	3		10	2
317	Sibford, Hook Norton & Milcombe	18		7	6	20	10	2
<b>7135</b>	<b>Oxford</b>	<b>50</b>		<b>3</b>	<b>4</b>	<b>74</b>	<b>36</b>	<b>2</b>
7135	Oxford	50		3	4	74	36	2
<b>7980</b>	<b>South Oxfordshire</b>	<b>25</b>	<b>143</b>	<b>4</b>	<b>6</b>	<b>54</b>	<b>7</b>	<b>2</b>
280	Beckley & Horspath	20		7			9	2
495	Benson & Crowmarsh Gifford	35		2	10		21	1
363	Berinsfield & Wittenham	28		3	13		2	1
337	Chalgrove, Stadhampton & Dorchester	56		5	4		5	2
602	Chinnor & Tetsworth	23		7	7		12	2
1809	Didcot	16	181	21	4		8	2
313	Goring, Woodcote & Witchurch	52				7	3	2
837	Hagbourne, Moreton & Cholsey	84		7	10	23	10	2
550	Henley	61		2	6	8	7	1
223	Shiplake & Binfield Heath			3			7	2
309	Sonning Common & Kidmore End	103	12	1			10	1
767	Thame	13	38	5	15		16	2
527	Wallingford & Brightwell	15		3	25		5	1
258	Watlington & Nettlebed			6			13	2
310	Wheatley & Great Haseley	26		4	2		13	1

Table 1.4 shows the number of children in each district and MSOA, per childcare place. The table shows childcare places relating to providers that can deliver services to children up to the age of four years old. Blank squares indicate we don't have any data relating to childcare spaces in this area – this is because data is collected from the Family Information Directory, and information relating to places may be missing or partial in some areas

		Children Per Place						
Population of 0-4 Year Olds in 2022	District / MSOA	Childminder	Creche	Day nursery	Nursery Schools and Classes	Nursery Units of Independent Schools	Pre-School Playgroup	Grand Total
	<b>7797</b>	<b>Vale of White Horse</b>	<b>26</b>		<b>5</b>	<b>6</b>	<b>67</b>	<b>12</b>
1729	Abingdon	16		7	4		11	2
434	Botley & Kennington	27		4	5	36	6	1
332	Dean Court, Cumnor & Appleton			4			7	3
507	Faringdon & Stanford	85		4	6		21	2
669	Grove	22			8		21	5
505	Kingston Bagpuize & East Hanney	101		4	16		8	2
544	Radley, Wootton & Marcham	39		5	9	17	8	2
877	Shrivenham, Watchfield & Uffington	22		4	6		21	2
983	South Wantage, Harwell & Blewbury	39		2	8		13	1
712	Sutton Courtenay, Drayton & Steventon	34		15	5		28	3
505	Wantage Town	16		4	11		9	2
<b>5709</b>	<b>West Oxfordshire</b>	<b>24</b>		<b>5</b>	<b>5</b>	<b>92</b>	<b>9</b>	<b>2</b>
341	Bampton, Clanfield & Standlake	31		9	3		14	2
260	Burford & Brize Norton	29		2	26		3	1
1133	Carterton	11		9	6		24	2
236	Chadlington & Wychwoods	79		5			8	2
249	Charlbury & North Leigh	42		2			5	1
390	Chipping Norton	21		2			15	1
282	Eynsham & Stanton Harcourt	20		7	2		12	1
354	Hanborough & Cassington	89		4	18		5	2
265	Kingham, Enstone & Middle Barton				5		5	3
260	Leafield, Minster Lovell & Duckington	65		4	2	10	7	1
1542	Witney	36		6	6		14	2
397	Woodstock, Stonesfield & Tackley	17			4		6	2
<b>37975</b>	<b>Grand Total</b>	<b>26</b>	<b>678</b>	<b>4</b>	<b>5</b>	<b>78</b>	<b>12</b>	<b>2</b>

Table 1.5 shows the average cost of childcare per hour, by type of provider. The table shows providers that can deliver childcare for children up to four years old. This average is collected from the data we have available, with some childcare providers choosing to not supply cost information on the directory. Thus, some of the figures below are estimates and averages based on the data we have available

District / MSOA	Childminder	Creche	Day nursery	Nursery Schools and Classes	Nursery Units of Independent Schools	Pre-School Playgroup	Grand Total	Overall Average
<b>Cherwell</b>	<b>£4.72</b>		<b>£7.57</b>	<b>£4.17</b>	<b>£9.50</b>	<b>£5.03</b>	<b>£5.19</b>	<b>£6.20</b>
Banbury	£4.49		£7.59	£4.29	£11.00	£5.33	£5.14	£6.54
Begbroke, Yarnton & Water Eaton	£4.88					£4.15	£4.44	£4.51
Bicester	£4.88		£8.58			£4.71	£5.40	£6.06
Bodicote, Adderbury & Bloxham	£4.60		£4.71			£6.00	£4.80	£5.10
Caversfield, Ambrosden & Fringford	£4.67			£4.50		£5.00	£4.70	£4.72
Cropredy, Wroxton & Shennington	£6.00		£5.30	£4.50		£6.50	£5.36	£5.58
Deddington, Steeple Aston & Heyfords			£5.70	£2.00		£5.28	£4.57	£4.33
Islip, Arccott & Chesterton	£5.00		£11.00	£4.50		£4.40	£5.63	£6.23
Kidlington	£5.18		£7.85	£4.13		£4.00	£5.10	£5.29
Sibford, Hook Norton & Milcombe	£4.07				£8.00	£7.50	£5.54	£6.52
<b>Oxford</b>	<b>£5.39</b>		<b>£8.08</b>	<b>£5.67</b>	<b>£3.60</b>	<b>£5.85</b>	<b>£6.33</b>	<b>£5.72</b>
Oxford	£5.39		£8.08	£5.67	£3.60	£5.85	£6.33	£5.72
<b>South Oxfordshire</b>	<b>£5.30</b>	<b>£3.38</b>	<b>£8.59</b>	<b>£4.87</b>	<b>£12.00</b>	<b>£5.83</b>	<b>£5.85</b>	<b>£6.66</b>
Beckley & Horspath	£6.00					£5.50	£5.75	£5.75
Benson & Crowmarsh Gifford	£5.67		£6.90	£5.67		£5.40	£5.95	£5.91
Berinsfield & Wittenham	£5.06					£5.75	£5.29	£5.41
Chalgrove, Stadhampton & Dorchester	£6.68		£10.66			£5.28	£6.64	£7.54
Chinnor & Tetsworth	£4.54		£8.28	£3.50		£5.50	£4.84	£5.46
Didcot	£5.15	£2.25	£9.28	£4.69		£6.06	£5.21	£5.48
Goring, Woodcote & Whitchurch	£5.75				£12.00	£5.58	£6.71	£7.78
Hagbourne, Moreton & Cholsey	£5.25					£5.85	£5.61	£5.55
Henley	£6.25		£8.55			£7.88	£7.70	£7.56
Shiplake & Binfield Heath			£11.83			£6.83	£10.16	£9.33
Sonning Common & Kidmore End	£5.00		£8.76			£7.33	£7.72	£7.03
Thame	£4.99	£4.50	£5.72			£5.00	£5.04	£5.05
Wallingford & Brightwell	£5.93		£6.20	£5.50		£5.50	£5.80	£5.78
Watlington & Nettlebed	£6.60		£12.38			£5.50	£8.16	£8.16
Wheatley & Great Haseley	£6.00			£5.22		£5.65	£5.46	£5.62

Table 1.5 shows the average cost of childcare per hour, by type of provider. The table shows providers that can deliver childcare for children up to four years old. This average is collected from the data we have available, with some childcare providers choosing to not supply cost information on the directory. Thus, some of the figures below are estimates and averages based on the data we have available

District / MSOA	Childminder	Creche	Day nursery	Nursery Schools and Classes	Nursery Units of Independent Schools	Pre-School Playgroup	Grand Total	Overall Average
<b>Vale of White Horse</b>	<b>£5.33</b>		<b>£6.34</b>	<b>£4.50</b>		<b>£5.38</b>	<b>£5.36</b>	<b>£5.39</b>
Abingdon	£5.38		£3.33	£3.27		£5.35	£5.08	£4.33
Botley & Kennington	£5.63			£5.71		£5.66	£5.66	£5.67
Dean Court, Cumnor & Appleton						£6.00	£6.00	£6.00
Faringdon & Stanford	£4.50		£4.50			£4.16	£4.39	£4.39
Grove	£5.50					£5.66	£5.55	£5.58
Kingston Bagpuize & East Hanney	£5.00		£9.56			£5.98	£6.63	£6.85
Radley, Wootton & Marcham	£5.00					£5.67	£5.50	£5.34
Shrivenham, Watchfield & Uffington	£5.43		£6.31	£5.17		£6.66	£5.61	£5.89
South Wantage, Harwell & Blewbury	£5.38		£6.34			£5.23	£5.54	£5.65
Sutton Courtenay, Drayton & Steventon	£4.63			£5.00		£5.00	£4.75	£4.88
Wantage Town	£5.94		£8.05			£4.17	£5.70	£6.05
<b>West Oxfordshire</b>	<b>£4.90</b>		<b>£7.44</b>	<b>£4.14</b>	<b>£5.65</b>	<b>£5.41</b>	<b>£5.34</b>	<b>£5.51</b>
Bampton, Clanfield & Standlake	£5.25			£4.25		£5.85	£5.02	£5.12
Burford & Brize Norton	£5.00		£9.08	£3.00		£4.75	£5.26	£5.46
Carterton	£5.18		£10.50	£4.33		£5.00	£5.31	£6.25
Chadlington & Wychwoods	£5.00		£4.57			£4.50	£4.69	£4.69
Charlbury & North Leigh	£5.30		£6.21			£6.50	£6.13	£6.00
Chipping Norton	£4.33		£6.36			£2.80	£4.98	£4.50
Eynsham & Stanton Harcourt	£5.13		£8.57	£2.40			£5.25	£5.37
Hanborough & Cassington	£5.13		£7.35			£5.50	£5.68	£5.99
Kingham, Enstone & Middle Barton				£5.50		£4.95	£5.09	£5.23
Leafield, Minster Lovell & Duckington			£6.95		£5.65	£5.25	£5.78	£5.95
Witney	£4.47		£7.96	£4.50		£5.96	£5.50	£5.72
Woodstock, Stonesfield & Tackley	£4.50					£6.58	£5.19	£5.54
<b>Grand Total</b>	<b>£5.08</b>	<b>£3.38</b>	<b>£7.79</b>	<b>£4.57</b>	<b>£7.31</b>	<b>£5.48</b>	<b>£5.57</b>	<b>£5.60</b>

## Supply of childcare 5-11 year olds

Table 3.1 The number of providers by District Council /MSOA and type of provider for children aged 5 to 11 years old.

District / MSOA	Childminder	Holiday Scheme	Out of school care	Grand Total
<b>Cherwell</b>	<b>119</b>	<b>18</b>	<b>65</b>	<b>202</b>
Banbury	39	5	18	62
Begbroke, Yarnton & Water Eaton	2	1	3	6
Bicester	43	3	12	58
Bodicote, Adderbury & Bloxham	9	4	6	19
Caversfield, Ambrosden & Fringford	8		5	13
Cropredy, Wroxton & Shennington	3	1	5	9
Deddington, Steeple Aston & Heyfords	6	2	5	13
Islip, Arcott & Chesterton	3		4	7
Kidlington	2	1	1	4
Sibford, Hook Norton & Milcombe	4	1	6	11
<b>Oxford</b>	<b>36</b>	<b>28</b>	<b>46</b>	<b>110</b>
Oxford	36	28	46	110
<b>South Oxfordshire</b>	<b>97</b>	<b>41</b>	<b>62</b>	<b>200</b>
Beckley & Horspath	3	3	3	9
Benson & Crowmarsh Gifford	8	3	1	12
Berinsfield & Wittenham	4	1	3	8
Chalgrove, Stadhampton & Dorchester	2	2	4	8
Chinnor & Tetsworth	9		2	11
Didcot	31	4	7	42
Goring, Woodcote & Whitchurch	2	3	8	13
Hagbourne, Moreton & Cholsey	4	4	6	14
Henley	2	8	6	16
Shiplake & Binfield Heath		1	1	2
Sonning Common & Kidmore End	1	2	3	6
Thame	18	1	5	24
Wallingford & Brightwell	9	6	5	20
Watlington & Nettlebed	1	1	3	5
Wheatley & Great Haseley	3	2	5	10

Table 3.1 The number of providers by District Council /MSOA and type of provider for children aged 5 to 11 years old.

District / MSOA	Childminder	Holiday Scheme	Out of school care	Grand Total
<b>Vale of White Horse</b>	<b>73</b>	<b>32</b>	<b>55</b>	<b>160</b>
Abingdon	22	5	14	41
Botley & Kennington	4	4	7	15
Dean Court, Cumnor & Appleton	1	1	2	4
Faringdon & Stanford	5	3	4	12
Grove	8	2	1	11
Kingston Bagpuize & East Hanney	1	3	4	8
Radley, Wootton & Marcham	4	1	7	12
Shrivenham, Watchfield & Uffington	10	6	5	21
South Wantage, Harwell & Blewbury	4	4	6	14
Sutton Courtenay, Drayton & Steventon	6		2	8
Wantage Town	8	3	3	14
<b>West Oxfordshire</b>	<b>64</b>	<b>16</b>	<b>58</b>	<b>138</b>
Bampton, Clanfield & Standlake	3	1	5	9
Burford & Brize Norton	2	1	5	8
Carterton	24	3	7	34
Chadlington & Wychwoods	1		1	2
Charlbury & North Leigh	1	2	4	7
Chipping Norton	6		3	9
Eynsham & Stanton Harcourt	5	2	2	9
Hanborough & Cassington	2		1	3
Kingham, Enstone & Middle Barton		1	2	3
Leafield, Minster Lovell & Duckington	2	1	5	8
Witney	13	3	16	32
Woodstock, Stonesfield & Tackley	5	2	7	14
<b>Grand Total</b>	<b>389</b>	<b>135</b>	<b>286</b>	<b>810</b>

Table 3.2 shows the number of places per provider, who deliver care for children aged between 5 and 11 years. These places are for the provider generally and not specific to any age group. The below figures also only include data we have access to through the Family Information Directory and there may be more spaces available than reported below.

District / MSOA	Childminder	Holiday Scheme	Out of school care	Grand Total
<b>Cherwell</b>	<b>391</b>	<b>220</b>	<b>939</b>	<b>1550</b>
Banbury	136	78	369	583
Begbroke, Yarnton & Water Eaton	6	24	84	114
Bicester	164	29	71	264
Bodicote, Adderbury & Bloxham	29	15	62	106
Caversfield, Ambrosden & Fringford	23		15	38
Cropredy, Wroxton & Shennington	0	22	82	104
Deddington, Steeple Aston & Heyfords		20	28	48
Islip, Arncott & Chesterton	11		26	37
Kidlington	8		16	24
Sibford, Hook Norton & Milcombe	14	32	186	232
<b>Oxford</b>	<b>127</b>	<b>276</b>	<b>866</b>	<b>1269</b>
Oxford	127	276	866	1269
<b>South Oxfordshire</b>	<b>295</b>	<b>599</b>	<b>893</b>	<b>1787</b>
Beckley & Horspath	14	46		60
Benson & Crowmarsh Gifford	14	135	24	173
Berinsfield & Wittenham	13		10	23
Chalgrove, Stadhampton & Dorchester	6	10	26	42
Chinnor & Tetsworth	26		16	42
Didcot	104	40	182	326
Goring, Woodcote & Whitchurch	6	0	108	114
Hagbourne, Moreton & Cholsey	4		103	107
Henley	9	98	111	218
Shiplake & Binfield Heath		24		24
Sonning Common & Kidmore End	3	32	24	59
Thame	54		68	122
Wallingford & Brightwell	36	94	46	176
Watlington & Nettlebed			31	31
Wheatley & Great Haseley	6	120	144	270



Table 3.2 shows the number of places per provider, who deliver care for children aged between 5 and 11 years. These places are for the provider generally and not specific to any age group. The below figures also only include data we have access to through the Family Information Directory and there may be more spaces available than reported below.

District / MSOA	Childminder	Holiday Scheme	Out of school care	Grand Total
<b>Vale of White Horse</b>	<b>253</b>	<b>186</b>	<b>659</b>	<b>1098</b>
Abingdon	86	24	137	247
Botley & Kennington	16	24	88	128
Dean Court, Cumnor & Appleton			24	24
Faringdon & Stanford	14	45	95	154
Grove	21	0	16	37
Kingston Bagpuize & East Hanney	5	28	65	98
Radley, Wootton & Marcham	8		75	83
Shrivenham, Watchfield & Uffington	40	32	67	139
South Wantage, Harwell & Blewbury	16	33	57	106
Sutton Courtenay, Drayton & Steventon	21		0	21
Wantage Town	26		35	61
<b>West Oxfordshire</b>	<b>182</b>	<b>193</b>	<b>664</b>	<b>1039</b>
Bampton, Clanfield & Standlake	8		31	39
Burford & Brize Norton	9		57	66
Carterton	58	42	106	206
Chadlington & Wychwoods	3			3
Charlbury & North Leigh	6	42	60	108
Chipping Norton	19		44	63
Eynsham & Stanton Harcourt	14	64	16	94
Hanborough & Cassington	4			4
Kingham, Enstone & Middle Barton				
Leafield, Minster Lovell & Duckington	4		83	87
Witney	43	25	177	245
Woodstock, Stonesfield & Tackley	14	20	90	124
<b>Grand Total</b>	<b>1248</b>	<b>1474</b>	<b>4021</b>	<b>6743</b>

Table 3.3 shows the number of children per place in each district and MSOA in Oxfordshire. This table shows childcare providers offering care to 5 – 11 year olds

Number of Places					Population of 5-11 Year Olds in 2022	Children Per Place				
	Childminder	Holiday Scheme	Out of school care	Grand Total			Childminder	Holiday Scheme	Out of school care	Grand Total
<b>Cherwell</b>	<b>430</b>	<b>220</b>	<b>939</b>	<b>1589</b>	<b>13388</b>	<b>Cherwell</b>	<b>31</b>	<b>61</b>	<b>14</b>	<b>8</b>
Banbury	152	78	369	599	4318	Banbury	28	55	12	7
Begbroke, Yarnton & Water Eaton	6	24	84	114	526	Begbroke, Yarnton & Water Eaton	88	22	6	5
Bicester	177	29	71	277	2515	Bicester	14	87	35	9
Bodicote, Adderbury & Bloxham	29	15	62	106	1041	Bodicote, Adderbury & Bloxham	36	69	17	10
Caversfield, Ambrosden & Fringford	26		15	41	1024	Caversfield, Ambrosden & Fringford	39		68	25
Cropredy, Wroxton & Shennington	3	22	82	107	482	Cropredy, Wroxton & Shennington	161	22	6	5
Deddington, Steeple Aston & Heyfords		20	28	48	800	Deddington, Steeple Aston & Heyfords		40	29	17
Islip, Arcott & Chesterton	11		26	37	1238	Islip, Arcott & Chesterton	113		48	33
Kidlington	8		16	24	888	Kidlington	111		56	37
Sibford, Hook Norton & Milcombe	18	32	186	236	556	Sibford, Hook Norton & Milcombe	31	17	3	2
<b>Oxford</b>	<b>149</b>	<b>346</b>	<b>866</b>	<b>1361</b>	<b>11212</b>	<b>Oxford</b>	<b>75</b>	<b>32</b>	<b>13</b>	<b>8</b>
Oxford	149	346	866	1361	11212	Oxford	75	32	13	8
<b>South Oxfordshire</b>	<b>325</b>	<b>644</b>	<b>918</b>	<b>1887</b>	<b>12511</b>	<b>South Oxfordshire</b>	<b>38</b>	<b>19</b>	<b>14</b>	<b>7</b>
Beckley & Horspath	14	46		60	416	Beckley & Horspath	30	9		7
Benson & Crowmarsh Gifford	14	135	24	173	716	Benson & Crowmarsh Gifford	51	5	30	4
Berinsfield & Wittenham	13		10	23	615	Berinsfield & Wittenham	47		62	27
Chalgrove, Stadhampton & Dorchester	6	10	26	42	558	Chalgrove, Stadhampton & Dorchester	93	56	21	13
Chinnor & Tetsworth	38		16	54	883	Chinnor & Tetsworth	23		55	16
Didcot	110	40	182	332	2612	Didcot	24	65	14	8
Goring, Woodcote & Whitchurch	6	20	108	134	696	Goring, Woodcote & Whitchurch	116	35	6	5
Hagbourne, Moreton & Cholsey	4		103	107	1215	Hagbourne, Moreton & Cholsey	304		12	11
Henley	18	98	111	227	869	Henley	48	9	8	4
Shiplake & Binfield Heath		24		24	509	Shiplake & Binfield Heath		21		21
Sonning Common & Kidmore End	3	32	24	59	530	Sonning Common & Kidmore End	177	17	22	9
Thame	57		68	125	1165	Thame	20		17	9
Wallingford & Brightwell	36	94	46	176	784	Wallingford & Brightwell	22	8	17	4
Watlington & Nettlebed			31	31	440	Watlington & Nettlebed			14	14
Wheatley & Great Haseley	6	145	169	320	503	Wheatley & Great Haseley	84	3	3	2

Table 3.3 shows the number of children per place in each district and MSOA in Oxfordshire. This table shows childcare providers offering care to 5 – 11 year olds

Number of Places					Population of 5-11 Year Olds in 2022	Children Per Place				
	Childminder	Holiday Scheme	Out of school care	Grand Total			Childminder	Holiday Scheme	Out of school care	Grand Total
<b>Vale of White Horse</b>	<b>271</b>	<b>186</b>	<b>684</b>	<b>1141</b>	<b>11783</b>	<b>Vale of White Horse</b>	<b>43</b>	<b>63</b>	<b>17</b>	<b>10</b>
Abingdon	101	24	137	262	2643	Abingdon	26	110	19	10
Botley & Kennington	16	24	88	128	807	Botley & Kennington	50	34	9	6
Dean Court, Cumnor & Appleton			24	24	547	Dean Court, Cumnor & Appleton			23	23
Faringdon & Stanford	14	45	95	154	865	Faringdon & Stanford	62	19	9	6
Grove	24	0	16	40	826	Grove	34		52	21
Kingston Bagpuize & East Hanney	5	28	90	123	783	Kingston Bagpuize & East Hanney	157	28	9	6
Radley, Wootton & Marcham	8		75	83	1001	Radley, Wootton & Marcham	125		13	12
Shrivenham, Watchfield & Uffington	40	32	67	139	1240	Shrivenham, Watchfield & Uffington	31	39	19	9
South Wantage, Harwell & Blewbury	16	33	57	106	1334	South Wantage, Harwell & Blewbury	83	40	23	13
Sutton Courtenay, Drayton & Steventon	21		0	21	966	Sutton Courtenay, Drayton & Steventon	46			46
Wantage Town	26		35	61	771	Wantage Town	30		22	13
<b>West Oxfordshire</b>	<b>197</b>	<b>209</b>	<b>680</b>	<b>1086</b>	<b>9416</b>	<b>West Oxfordshire</b>	<b>48</b>	<b>45</b>	<b>14</b>	<b>9</b>
Bampton, Clanfield & Standlake	8		31	39	604	Bampton, Clanfield & Standlake	76		19	15
Burford & Brize Norton	9		57	66	427	Burford & Brize Norton	47		7	6
Carterton	67	42	106	215	1581	Carterton	24	38	15	7
Chadlington & Wychwoods	3			3	478	Chadlington & Wychwoods	159			159
Charlbury & North Leigh	6	42	60	108	439	Charlbury & North Leigh	73	10	7	4
Chipping Norton	19		44	63	569	Chipping Norton	30		13	9
Eynsham & Stanton Harcourt	14	64	16	94	486	Eynsham & Stanton Harcourt	35	8	30	5
Hanborough & Cassington	4			4	615	Hanborough & Cassington	154			154
Kingham, Enstone & Middle Barton					502	Kingham, Enstone & Middle Barton				
Leafield, Minster Lovell & Duckington	4		83	87	503	Leafield, Minster Lovell & Duckington	126		6	6
Witney	43	41	193	277	2457	Witney	57	60	13	9
Woodstock, Stonesfield & Tackley	20	20	90	130	755	Woodstock, Stonesfield & Tackley	38	38	8	6
<b>Grand Total</b>	<b>1372</b>	<b>1605</b>	<b>4087</b>	<b>7064</b>	<b>58310</b>	<b>Grand Total</b>	<b>43</b>	<b>36</b>	<b>14</b>	<b>8</b>

Table 3.4 shows the average cost of childcare (per hour) for 5 to 11 year olds. This is shown by provider type, and by individual MSOA and District areas. This is an average obtained by the data we have available, and therefore it is based on estimates and averages of the data available

District / MSOA	Childminder	Holiday Scheme	Out of school care	Grand Total	Overall Average
<b>Cherwell</b>	<b>£4.71</b>	<b>£4.55</b>	<b>£4.10</b>	<b>£4.47</b>	<b>£4.45</b>
Banbury	£4.49	£3.53	£3.59	£4.13	£3.87
Begbroke, Yarnton & Water Eaton	£4.88	£3.97	£4.79	£4.68	£4.54
Bicester	£4.89	£4.28	£4.29	£4.73	£4.49
Bodicote, Adderbury & Bloxham	£4.60	£5.71	£4.64	£4.83	£4.98
Caversfield, Ambrosden & Fringford	£4.67		£4.70	£4.69	£4.68
Cropredy, Wroxton & Shennington	£6.00	£5.30	£3.68	£4.33	£4.99
Deddington, Steeple Aston & Heyfords		£4.28	£3.82	£3.95	£4.05
Islip, Arncott & Chesterton	£5.00		£4.73	£4.82	£4.86
Kidlington	£5.50	£4.00		£4.75	£4.75
Sibford, Hook Norton & Milcombe	£4.07	£7.50	£4.12	£4.48	£5.23
<b>Oxford</b>	<b>£5.37</b>	<b>£5.19</b>	<b>£3.52</b>	<b>£4.55</b>	<b>£4.70</b>
Oxford	£5.37	£5.19	£3.52	£4.55	£4.70
<b>South Oxfordshire</b>	<b>£5.30</b>	<b>£5.41</b>	<b>£4.48</b>	<b>£5.01</b>	<b>£5.06</b>
Beckley & Horspath	£6.00	£4.28	£6.50	£5.96	£5.59
Benson & Crowmarsh Gifford	£5.67	£7.04	£8.00	£6.23	£6.90
Berinsfield & Wittenham	£5.06	£6.00	£3.83	£4.72	£4.97
Chalgrove, Stadhampton & Dorchester	£6.68	£8.50	£4.01	£5.65	£6.40
Chinnor & Tetsworth	£4.54		£1.83	£3.94	£3.19
Didcot	£5.16	£4.25	£4.28	£4.89	£4.56
Goring, Woodcote & Whitchurch	£5.75	£6.42	£5.36	£5.55	£5.84
Hagbourne, Moreton & Cholsey	£5.25	£5.00	£5.40	£5.30	£5.22
Henley	£6.25	£5.00	£4.71	£5.13	£5.32
Shiplake & Binfield Heath			£2.66	£2.66	£2.66
Sonning Common & Kidmore End	£5.00		£4.75	£4.83	£4.88
Thame	£4.99	£4.00	£2.64	£4.45	£3.88
Wallingford & Brightwell	£5.93	£4.90	£4.13	£5.10	£4.98
Watlington & Nettlebed	£6.60	£8.27	£5.00	£5.97	£6.62
Wheatley & Great Haseley	£6.00	£4.14	£3.75	£4.26	£4.63

Table 3.4 shows the average cost of childcare (per hour) for 5 to 11 year olds. This is shown by provider type, and by individual MSOA and District areas. This is an average obtained by the data we have available, and therefore it is based on estimates and averages of the data available

District / MSOA	Childminder	Holiday Scheme	Out of school care	Grand Total	Overall Average
<b>Vale of White Horse</b>	<b>£5.26</b>	<b>£6.13</b>	<b>£4.28</b>	<b>£5.01</b>	<b>£5.22</b>
Abingdon	£5.27	£6.34	£3.82	£4.92	£5.14
Botley & Kennington	£5.63	£5.64	£4.26	£4.95	£5.18
Dean Court, Cumnor & Appleton		£6.57	£4.88	£5.44	£5.72
Faringdon & Stanford	£4.75		£3.75	£4.25	£4.25
Grove	£5.50	£5.14	£6.50	£5.66	£5.71
Kingston Bagpuize & East Hanney	£5.00	£4.39	£3.36	£3.98	£4.25
Radley, Wootton & Marcham	£5.00	£16.33	£3.25	£5.72	£8.19
Shrivenham, Watchfield & Uffington	£5.43	£7.24	£5.33	£5.88	£6.00
South Wantage, Harwell & Blewbury	£5.17	£2.40	£4.90	£4.52	£4.16
Sutton Courtenay, Drayton & Steventon	£4.63		£2.83	£4.27	£3.73
Wantage Town	£5.94	£3.57	£5.00	£5.20	£4.84
<b>West Oxfordshire</b>	<b>£4.79</b>	<b>£5.05</b>	<b>£4.16</b>	<b>£4.53</b>	<b>£4.67</b>
Bampton, Clanfield & Standlake	£4.25		£4.50	£4.42	£4.38
Burford & Brize Norton	£5.00		£3.19	£3.79	£4.09
Carterton	£5.12	£5.14	£4.24	£4.93	£4.83
Chadlington & Wychwoods	£5.00			£5.00	£5.00
Charlbury & North Leigh	£5.30		£5.03	£5.10	£5.16
Chipping Norton	£4.33		£3.42	£3.97	£3.87
Eynsham & Stanton Harcourt	£5.13	£5.61	£5.63	£5.37	£5.45
Hanborough & Cassington	£5.00			£5.00	£5.00
Kingham, Enstone & Middle Barton		£6.42	£4.25	£4.97	£5.34
Leafield, Minster Lovell & Duckington			£3.33	£3.33	£3.33
Witney	£4.47	£4.32	£3.91	£4.17	£4.23
Woodstock, Stonesfield & Tackley	£4.17	£4.86	£4.69	£4.57	£4.57
<b>Grand Total</b>	<b>£5.05</b>	<b>£5.35</b>	<b>£4.15</b>	<b>£4.73</b>	<b>£4.85</b>

## Supply of childcare 12 years and over

Table 4.1 shows the number of childcare providers that are able to deliver services to children older than 11 years old. Some of these providers only deliver to some specific ages, and these statistics also only represent the data available on the Family Information Directory.

District / MSOA	Childminder	Holiday Scheme	Out of school care	Grand Total
<b>Cherwell</b>	<b>57</b>	<b>8</b>	<b>20</b>	<b>85</b>
Banbury	18	2	7	27
Begbroke, Yarnton & Water Eaton		1		1
Bicester	18	1	4	23
Bodicote, Adderbury & Bloxham	6	3	3	12
Caversfield, Ambrosden & Fringford	5		3	8
Cropredy, Wroxton & Shennington	1			1
Deddington, Steeple Aston & Heyfords	6		1	7
Islip, Arccott & Chesterton	2			2
Kidlington		1		1
Sibford, Hook Norton & Milcombe	1		2	3
<b>Oxford</b>	<b>12</b>	<b>16</b>	<b>22</b>	<b>50</b>
Oxford	12	16	22	50
<b>South Oxfordshire</b>	<b>52</b>	<b>25</b>	<b>23</b>	<b>100</b>
Beckley & Horspath	2	2	2	6
Benson & Crowmarsh Gifford	6	1	1	8
Berinsfield & Wittenham	1	1	2	4
Chalgrove, Stadhampton & Dorchester	1	1	2	4
Chinnor & Tetsworth	4		1	5
Didcot	20	2	2	24
Goring, Woodcote & Whitchurch	1	2	2	5
Hagbourne, Moreton & Cholsey	3	3		6
Henley	1	6	2	9
Shiplake & Binfield Heath			1	1
Sonning Common & Kidmore End		1	2	3
Thame	6	1	2	9
Wallingford & Brightwell	4	4	2	10
Watlington & Nettlebed	1			1
Wheatley & Great Haseley	2	1	2	5

Table 4.1 shows the number of childcare providers that are able to deliver services to children older than 11 years old. Some of these providers only deliver to some specific ages, and these statistics also only represent the data available on the Family Information Directory.

District / MSOA	Childminder	Holiday Scheme	Out of school care	Grand Total
<b>Vale of White Horse</b>	<b>38</b>	<b>24</b>	<b>21</b>	<b>83</b>
Abingdon	5	4	6	15
Botley & Kennington	1	3	2	6
Dean Court, Cumnor & Appleton	1	1		2
Faringdon & Stanford	3	2	1	6
Grove	6	2		8
Kingston Bagpuize & East Hanney		2	2	4
Radley, Wootton & Marcham	3		2	5
Shrivenham, Watchfield & Uffington	8	4	3	15
South Wantage, Harwell & Blewbury	3	3	2	8
Sutton Courtenay, Drayton & Steventon	2		1	3
Wantage Town	6	3	2	11
<b>West Oxfordshire</b>	<b>34</b>	<b>8</b>	<b>33</b>	<b>75</b>
Bampton, Clanfield & Standlake	1	1	1	3
Burford & Brize Norton		1	3	4
Carterton	14	1	2	17
Chadlington & Wychwoods			1	1
Charlbury & North Leigh	1		1	2
Chipping Norton	3		2	5
Eynsham & Stanton Harcourt	3	1	1	5
Hanborough & Cassington	1		1	2
Kingham, Enstone & Middle Barton		1	2	3
Leafield, Minster Lovell & Duckington	2	1	3	6
Witney	8	2	12	22
Woodstock, Stonesfield & Tackley	1		4	5
<b>Grand Total</b>	<b>193</b>	<b>81</b>	<b>119</b>	<b>393</b>

Table 4.2 shows the average cost of childcare (per hour) for children older than 11 years. This average is collected from the data we have available, with some childcare providers choosing to not supply cost information on the directory. Thus, some of the figures below are estimates and averages based on the data we have available. For this age range (12 – 18 year), obtaining a true average is more difficult as providers are greatly varied in their prices, as their provision can differ significantly – for example, the figures below take into account both a small charity charging a very small cost, compared to an outdoor camp with included activities. The age group is also quite vast and the level of supervision and direct ‘care’ provided may differ significant based on different ages.

District / MSOA	Childminder	Holiday Scheme	Out of school care	Grand Total	Overall Average
<b>Cherwell</b>	<b>£4.84</b>	<b>£4.28</b>	<b>£4.20</b>	<b>£4.62</b>	<b>£4.44</b>
Banbury	£4.59	£3.14	£2.40	£3.92	£3.38
Begbroke, Yarnton & Water Eaton		£3.97		£3.97	£3.97
Bicester	£5.06		£4.97	£5.04	£5.01
Bodicote, Adderbury & Bloxham	£4.63	£7.14		£5.26	£5.89
Caversfield, Ambrosden & Fringford	£5.00		£5.17	£5.10	£5.08
Cropredy, Wroxton & Shennington	£6.00			£6.00	£6.00
Deddington, Steeple Aston & Heyfords			£5.20	£5.20	£5.20
Islip, Arncott & Chesterton	£5.00			£5.00	£5.00
Kidlington		£4.00		£4.00	£4.00
Sibford, Hook Norton & Milcombe	£3.50		£3.33	£3.42	£3.42
<b>Oxford</b>	<b>£5.57</b>	<b>£5.40</b>	<b>£3.41</b>	<b>£4.66</b>	<b>£4.79</b>
Oxford	£5.57	£5.40	£3.41	£4.66	£4.79
<b>South Oxfordshire</b>	<b>£5.51</b>	<b>£5.19</b>	<b>£4.11</b>	<b>£5.05</b>	<b>£4.93</b>
Beckley & Horspath			£6.00	£6.00	£6.00
Benson & Crowmarsh Gifford	£5.50	£6.42	£8.00	£6.07	£6.64
Berinsfield & Wittenham	£5.25	£6.00	£3.50	£4.56	£4.92
Chalgrove, Stadhampton & Dorchester	£7.85		£4.50	£6.18	£6.18
Chinnor & Tetsworth	£4.75		£2.66	£4.05	£3.71
Didcot	£5.25	£4.28	£3.50	£4.97	£4.34
Goring, Woodcote & Whitchurch	£6.00	£6.42	£5.00	£5.81	£5.81
Hagbourne, Moreton & Cholsey	£6.00	£5.00		£5.50	£5.50
Henley	£5.50		£2.67	£4.09	£4.09
Shiplake & Binfield Heath			£2.66	£2.66	£2.66
Sonning Common & Kidmore End			£4.00	£4.00	£4.00
Thame	£5.13	£4.00	£2.00	£4.28	£3.71
Wallingford & Brightwell	£6.43	£4.66	£4.00	£5.14	£5.03
Watlington & Nettlebed	£6.60			£6.60	£6.60
Wheatley & Great Haseley		£5.75	£4.25	£5.00	£5.00



Table 4.2 shows the average cost of childcare (per hour) for children older than 11 years. This average is collected from the data we have available, with some childcare providers choosing to not supply cost information on the directory. Thus, some of the figures below are estimates and averages based on the data we have available. For this age range (12 – 18 year), obtaining a true average is more difficult as providers are greatly varied in their prices, as their provision can differ significantly – for example, the figures below take into account both a small charity charging a very small cost, compared to an outdoor camp with included activities. The age group is also quite vast and the level of supervision and direct ‘care’ provided may differ significant based on different ages.

District / MSOA	Childminder	Holiday Scheme	Out of school care	Grand Total	Overall Average
<b>Vale of White Horse</b>	<b>£5.39</b>	<b>£5.03</b>	<b>£3.94</b>	<b>£4.84</b>	<b>£4.78</b>
Abingdon	£5.83	£4.57	£3.50	£4.75	£4.63
Botley & Kennington		£5.71	£2.23	£4.55	£3.97
Dean Court, Cumnor & Appleton		£6.57		£6.57	£6.57
Faringdon & Stanford	£4.50			£4.50	£4.50
Grove	£5.50	£5.14		£5.38	£5.32
Kingston Bagpuize & East Hanney		£3.64	£1.33	£2.49	£2.49
Radley, Wootton & Marcham					
Shrivenham, Watchfield & Uffington	£5.01	£5.79	£5.00	£5.24	£5.27
South Wantage, Harwell & Blewbury	£5.25	£4.00	£4.33	£4.63	£4.53
Sutton Courtenay, Drayton & Steventon	£5.00			£5.00	£5.00
Wantage Town	£6.42	£3.57	£4.75	£4.87	£4.91
<b>West Oxfordshire</b>	<b>£4.96</b>	<b>£5.23</b>	<b>£3.70</b>	<b>£4.34</b>	<b>£4.63</b>
Bampton, Clanfield & Standlake					
Burford & Brize Norton			£2.54	£2.54	£2.54
Carterton	£5.19		£4.20	£5.08	£4.69
Chadlington & Wychwoods					
Charlbury & North Leigh	£5.30		£5.00	£5.15	£5.15
Chipping Norton			£2.83	£2.83	£2.83
Eynsham & Stanton Harcourt	£4.75	£4.07	£4.00	£4.39	£4.27
Hanborough & Cassington	£5.00			£5.00	£5.00
Kingham, Enstone & Middle Barton		£6.42	£4.25	£4.97	£5.34
Leafield, Minster Lovell & Duckington			£3.50	£3.50	£3.50
Witney	£4.50	£5.21	£3.71	£4.09	£4.47
Woodstock, Stonesfield & Tackley			£3.75	£3.75	£3.75
<b>Grand Total</b>	<b>£5.20</b>	<b>£5.09</b>	<b>£3.86</b>	<b>£4.73</b>	<b>£4.72</b>

# Appendix

This report provides an overview of the supply of the places available, as at Summer 2022, for childcare, funded 2 year old children and for funded early education provision available for 3 and 4 year old children.

Sources

## Places available and fees charged

### Sources

The place and fee data for Oxfordshire has been supplied by Oxfordshire [Family Information Service \(oxfordshire.gov.uk\)](https://www.oxfordshire.gov.uk) (OxonFIS). OxonFIS hold the Family Information Directory<sup>1</sup>, which includes all childcare and early years providers in Oxfordshire registered with Ofsted and information from other provision that is not registerable with Ofsted, including school managed childcare, where this has been obtained. Ofsted registration does not specify the number of places and therefore OxonFIS is reliant upon providers to supply this information.

OxonFIS is also reliant upon providers providing information about their setting where it is not registerable with Ofsted and therefore this report may not include a full picture of this provision.

OxonFIS encourage providers to keep their records up to date. Where information has not been updated for 180 days providers are prompted to provide an update.

OxonFIS completed a directory refresh in December 2022 which impacted some of the data for the period of 4 months. The data impacted has been manually added in to the report.

Funded provider data for Oxfordshire is taken from Oxfordshire early years sufficiency and access funding team. In 2022 the software used to issue funding payments was commissioned to a different software provider to previous years. This has delayed access to certain reports and data to provide sufficiency information.

Population data is the projected population for 2022, obtained from housing led population forecasts available on the Oxfordshire housing-led population forecasts [Oxfordshire housing-led population forecasts \(interim\) 2018 to 2028 | Oxfordshire Insight](#)

### Funded 2 year old children

- Places needed are taken from data of eligible children provided by the DfE and the sufficiency assessment matches them to places available in the MSOA where the child lives.
- The data does not reflect children living in one area but accessing their entitlement in another.
- Following a move to electronic collection of the data used to make payments to providers, information on spare capacity information has not been collected from all providers. However, we do collect spare capacity data where we know places for funded 2 year olds have been created by capital grant funding.

### Funded 3 and 4 year old children (universal, 15 hour, entitlement)

- The age eligibility criteria for the early education entitlement means that the lowest demand for places occurs each autumn term and the highest in the summer term. In order to ensure all year-round availability of places, the summer term's data is used when assessing sufficiency of places.
- Places needed are based upon population estimates and assumptions made for children eligible for early education funding (EEF) that are of nursery class age. In the absence of other readily available data the calculation has assumed that monthly birth rates are consistent across the year.
- Estimated population data for the area are matched against places available in school nursery classes and places taken up in the private, voluntary and independent sector in the same area. They do not reflect children living in one area but accessing their entitlement in another
- The data does not reflect any spare capacity in the PVI sector or where school/academy nursery classes have admitted in excess of their published number. The sufficiency calculated is therefore the minimum available.

## Extended (30 hour) Early Education/Childcare for children aged 3 and 4

### Methodology

- Data is presented for the County as a whole and is split into smaller geographical areas using Middle Layer Super Output Areas (MSOAs). MSOAs are geographical areas that contain a similar size population (a minimum of 5000 people, and mean of 7200), and are frequently used in governmental statistics such as the Census. There are many ways to analyse County-level data, but this was found to be the most accurate, as well as being easier to link to other related analyses and provide a better understanding of factors that may influence take up etc. It is also possible to break down MSOA data into smaller geographical areas (Lower Level Super Output Areas, or LSOAs), enabling us to have a better idea of 'neighbourhood-level' sufficiency.
- It should be noted that the size of each MSOA and the number of children living in each MSOA vary significantly and no meaningful analysis can be made when comparing one to another directly.
- Population data is available at both an MSOA and LSOA level, allowing more accuracy in estimating the number of children in each area
- When compiling the report, the intention has been to avoid double counting in two or more age groups, by allocating provider types to one age group or the other. However where out of school places are provided by pre-schools or day-nurseries, alongside their early years provision, this approach potentially underestimates the availability of out of school places.
- When a box is blank, this means that there are no providers falling into that category or we have not been notified of any.

### Provision for children aged 12 and over

- This report contains information on the number and types of providers and average fees. It does not include a consideration of places because:
- the number of providers is small
- available places can depend upon the number of children under 12 who also attend
- there is no requirement to register provision for children and young people aged over 8 years, which means there is less information available.

Activities and supervision for this age group are not usually described as childcare. Registered out-of-school clubs and play schemes are less likely to provide activities that are appropriate for children of secondary-school age. Instead parents of 11-14 year olds often use de facto childcare, such as arts, sports and leisure activities as forms of childcare for older children. Where details of these are obtained, they are included in Family Information Directory<sup>1</sup>,

Providers often take a flexible approach to offering places and consequently the number of places made available at any time can respond to and reflect actual demand

Relative to younger age groups the number of providers is small, so variations between school partnership areas are consequently exaggerated. Over half the providers, who advise that they have places available for children and young people aged 12 and over, are childminders but when canvassed, over 70% stated that they have never been asked to take a child aged 12 years or more.

### Cost data

Hourly rates have been calculated, using the assumptions noted below, in order to provide meaningful comparisons.

Analysis of cost data only includes data from providers who have supplied information on their fees. Oxon FIS report that fewer providers are supplying fee information. Therefore, the average rates quoted may not be representative of the whole county. The information provides a picture of the fees charged by Oxfordshire's early years and childcare settings.

Where there are no settings in a school partnership area, the fees are reported as "£0.00" and where there are settings but we have no cost information, these are reported as N/A.

## **Childminders**

Where childminders provide an amount, they nearly always state an amount per hour. Hourly rates given are an average from those providing a figure.

## **Day Nurseries**

Normally provide daily costs - these were divided by 8 to calculate average costs per hour.

## **Pre-School Playgroups**

Normally provide costs per session, which vary in length. An average session of 3.75 hours has been used to calculate average hourly costs.

## **Private Nursery Schools**

Only 5 out of 18 private nursery schools have provided fee information and where they do it is a mixture of daily and sessional costs. The hourly fees have therefore been calculated for each setting, using the actual hours open. The information available may have limited value.

### **Out-of-School settings**

- a) Breakfast Clubs - These run for varying times, generally around 1 hour. It was assumed that all costs provided were for 1 hour. Some breakfast clubs are free of charge and some just charge a nominal amount. Where it was clear that a self-sustaining fee was not being charged, this was not included in the calculation. B
- b) After School Clubs - Most settings provide a fee rate per session and most run for between 2½ and 3 hours. It has been assumed that these clubs run for an average of 2¾ hours. Hourly rates were used where provided.
- c) Holiday Play Schemes - Most settings provide a fee rate per day and it has been assumed that these clubs run for an average of 8 hours. Hourly rates were used where provided.
- d) Provision for children age 12 years and over - In many cases, out-of-school provision makes little or no charge. Limited information is available and it is not possible to draw any meaningful conclusions about the cost of provision for this age group

[Family Information Service \(oxfordshire.gov.uk\)](http://oxfordshire.gov.uk)