

Signing to Support Children's Language Development

Why Sign?

- Builds on natural ability to gesture
- Improves attention and listening
- Pressure for speech is removed
- Language is simplified and slowed down
- Aids comprehension and helps children express themselves
- It is a visual reinforcement to speech
- A bridge to developing spoken language.

Who For?

- All children
- Children with communication difficulties :
 - Delayed understanding
 - Delayed expression
 - Unclear speech
- Children who find it difficult to listen
- Children with English as an additional

TARGET SETTING:

3 Signs I will use –

.....

.....

How to Sign :


1. Gain child's attention and make eye contact first.
2. Always accompany signs with clear speech and facial expression.
3. Sign 'key words' – words that are important for meaning. Keep simple and short.
4. Reward any attempt to communicate.
5. Signs need to be used by everyone in the setting with all children.
6. Keep signing, even if the child doesn't readily copy.
7. Many children need hand over hand help to start signing.
8. Use signs that your child will be motivated by.
9. Signing skills are developed over time through

Vocabulary :

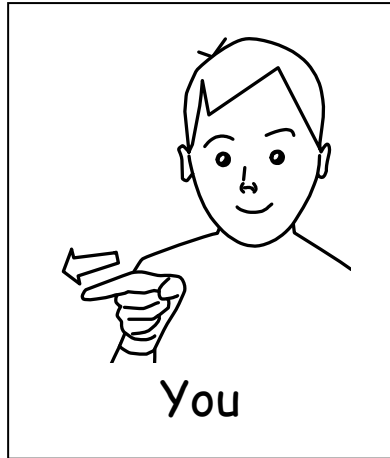
General	Common Objects	Actions	Animals	Food	People
I/Me	Bag *	Bath	Bird	Apple	Mother/mummy
You	Ball	Brush *	Cat	Banana	Father/daddy
Hello	Bicycle	Come	Chicken	Biscuit	Baby
Goodbye	Book/Story	Cook *	Cow	Bread	Boy
Good	Brick	Cry	Crocodile *	Cake	Girl
Please	Bus	Cut	Dog *	Carrot	Children
Thank you	Car	Drink	Duck	Cheese	Grandmother
* Finish	Chair	Eat	Elephant *	Chocolate	Grandfather
Same	Coat	Give	Fish *	Crisps	Man
Different	Computer	Go *	Frog *	Dinner *	Lady
Happy	Crayon/pencil *	Jump *	Horse	Grape	Friend
Sad	Cup / drink *	Kick	Lion	Ice-cream	Doctor
Angry	Doll	Listen/Hear	Monkey	Juice	
* Frightened	Hat	Look	Mouse	Milk	
Hot	* House	Love	Pig	Orange	
What	Outside	Paint	Rabbit	Pear	
Where	Plate	Play	Sheep *	Raisin	
Which	Puzzle	Run *	Snake *	Sandwich	
Big	Sand	Sing		* Toast	
Little	* Setting, i.e. nursery	Sit		Yoghurt	
In	school	Sleep/Tired/Bed		* Water	
On	Shoe *	Stand up			
Under	* Sock	Swim			
Dirty	* Spoon	Wait / Stop			
Wet	Swing	Walk			
* More	* Teddy bear	Want			
* Gone	Telephone	Wash			
Name	Television				
	* Toilet				
	Train				
	* Trousers/pants				
	Water				

Produced by Oxfordshire Speech and Language Therapy Service
 With permission from Let's Sign & Write © Cath Smith 2004,
 published by Widgit Software Ltd.
 * These signs have been added in keeping with local use in Oxfordshire 2005


General



Point to self.




Point to person concerned.




Wave once.



Wave.



Closed hand with thumb up makes short movement forward.




Move hand down from mouth until palm up.




Move hand away from mouth, shorter movement.



Closed hands spring open.




Index fingers tap together twice.




Index fingers move apart.

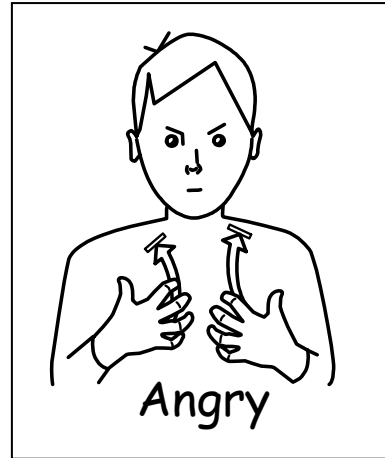
General 2



Hands clap together in circular movements.




Flat hand down middle of face.




Alternate clawed hands move up body sharply.




Shake hand/s in front of chest.




Draw hand across forehead.



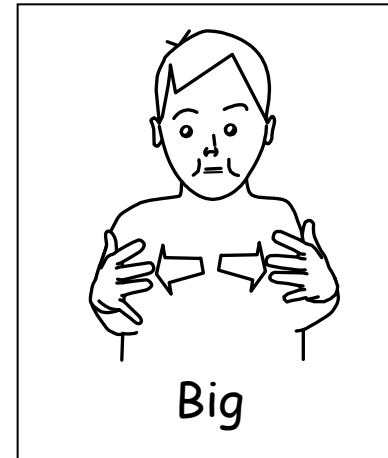
Shake index finger side to side.




Move flat hand/s in circular movements.



Thumb and little finger extended move side to side.




Hands together pull apart.

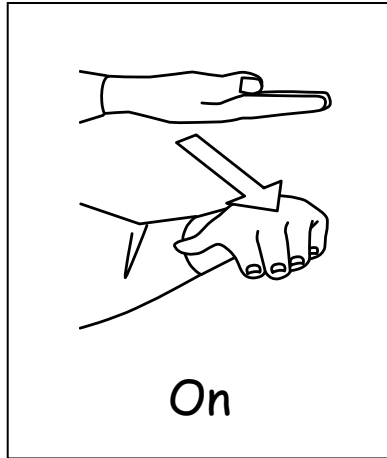


Index and thumb show size.

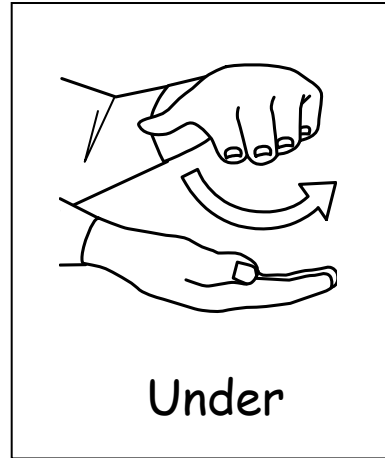
General 3



Slightly bent hand slots between thumb and fingers of other hand.




Place back of hand onto back of other hand.



Flat hand moves under top hand.



Rub wrists together.




Fingers of bent hands open and close onto thumbs several times.



Place hand over fist.




Use TWO hands, facing in/down flip over.

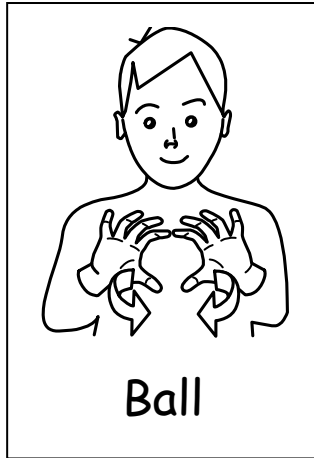


Index and middle finger twist out from forehead.

Common Objects




Mime holding bag.




Indicate shape of ball.




Closed hands 'pedal' in circles.




Open two flat hands.




Fist over fist.




Mime holding big steering wheel.



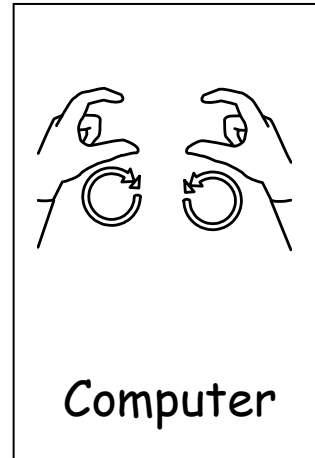
Mime holding steering wheel.



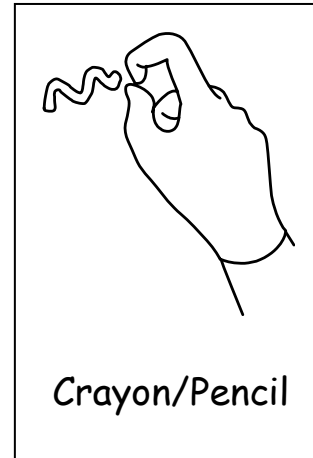
Closed hands move down.



Mime pulling coat over shoulders.



'C' hands circle.




Mime holding pencil and writing.




Mime holding cup, bring to mouth.

Common Objects 2




Doll

Mime holding doll.




Hat

Mime putting hat on head.



House

* Flat hands move down and out.




Outside

Bent hand moves forward.




Plate

Index finger makes circle over palm up hand.



Puzzle

Mime fitting puzzle together with thumbs.




Sand

Thumbs rub along fingertips as hands move up.



* School/Nursery

Circle hand in front of mouth.



Shoe

Hand covers hand.




* Sock

Index and thumb hold sock. Both hands for plural.



* Spoon


Bring index and middle finger to mouth.




Swing

Closed hands move back and forth.


Common Objects 3



Hands hold arms.




Thumb and little finger extended.




Finger spell 'T' and 'V'.




Fingers rub opposite shoulder.



Closed hand moves in circles.



Flat hands move short way down each leg.




Palm down hand moves sideways in wavy motion.

Actions



Bath

Hands rub on chest and tummy.




Brush

Mime brushing hair.




Come

Index finger towards body.



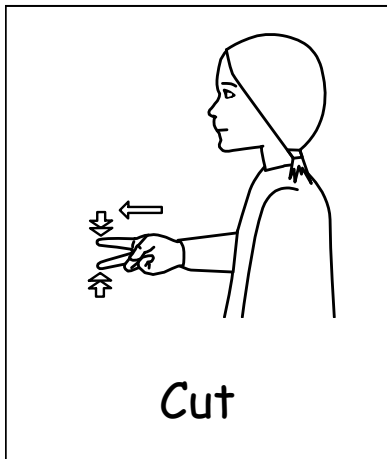
Cook

Mime mixing in a bowl.



Cry

Index fingers move down face.




Cut

Mime cutting with fingers (for scissors).



Drink

Take hand to mouth as if holding cup.




Eat

Take bunched hand to mouth twice.



Give


Move TWO flat hands in direction of object given.



Go

Index finger moves in appropriate direction.


Actions 2



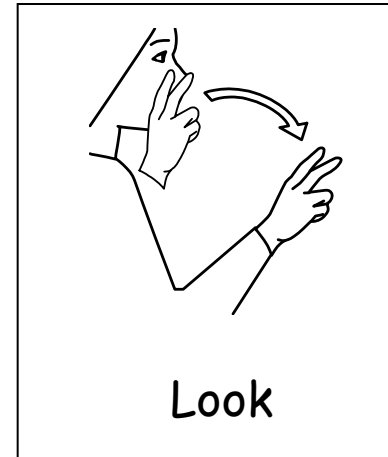
Index and middle finger jump/bend from back of hand.




Index finger moves forward.




Hand to ear.




Open index and middle finger move forward from eye.




Hands crossed over chest.




Move index and middle finger up and down.




Open hands move out and up in circles.



Mime running with arms.




Index and middle finger circle up from mouth.



Flat hands on top of each other move down.


Actions 3




Hands together at side of head. Close eyes for sleep.




Scoop and raise flat hands.




Mime swimming.




Move flat hand forward.



Index and middle fingers mime walking.




Flat hand brushes down and out from chest.




Mime appropriate washing action.


Animals




Index finger and thumb open and close.




Open index and middle fingers move away from side of mouth.




Move elbows in and out.



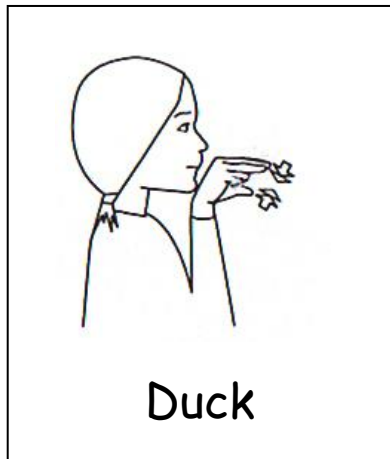
Move hands away from head (holding horns).




Flat hands open and close.




Index and middle fingers move down twice.




Index, middle finger and thumb open and close.



Hand moves out from face (as trunk).




Flat hand wiggles across body.




Fingers spring open from fist under chin.

Animals 2




Horse

Index and middle fingers over index and middle fingers.




Lion

Hands over head then clawed hands in circular movements.




Monkey

Hands scratch under arms.




Mouse

Index and middle fingers run up hand.




Pig

Fist makes circular movement in front of nose.




Rabbit

Index and middle fingers bend at side of head.



Sheep

Little fingers circle from side of face.



Snake

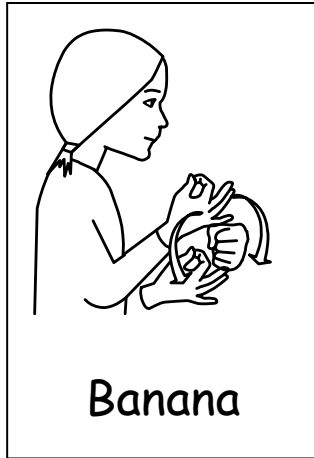
Index and middle finger spring forward from mouth.

Food



Apple

Mime biting apple.



Banana

Mime peeling banana.



Biscuit

Tap elbow twice.



Bread

Saw across hand.




Cake

* Clawed hand on palm down hand.



Carrot

* Fist bends forward as if holding and biting carrot.



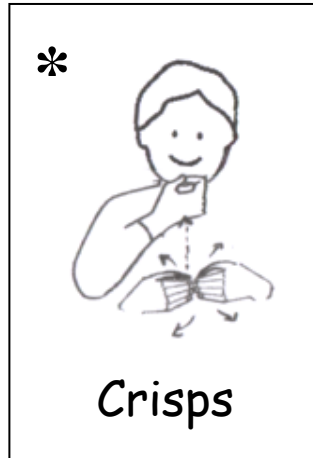
Cheese

Bent hand on palm.




Chocolate

* 'C' hand circles on chin.



Crisps

* Mime the packet and taking crisps to mouth.




Dinner

Index and middle fingers move alternatively to mouth.



Grape

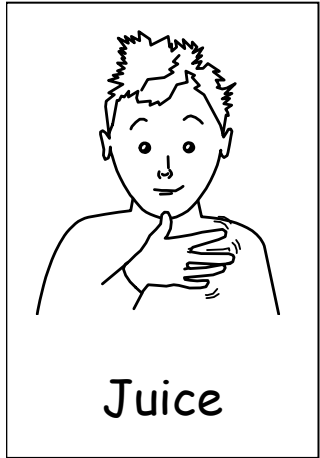
Mime picking grape.




Ice-cream

Mime licking ice-cream.


Food 2




Thumb comes down over lips to chin, fingers flutter.



Mime milking cow.




Hand makes squeezing action at side of mouth.




Index and middle finger twist at side of mouth.



Make small circles with index finger.




Place flat hands together.



Hand comes up as if out of toaster.




Finger spell 'Y' then dip index and middle finger into pot and take to mouth.




Tip hand with thumb extended to mouth, to drink.

People




Mother/Mummy

Finger spell 'M' and tap twice.




Father/Daddy

Finger spell 'F' and tap twice.



Baby

Rock baby.



Boy

Brush index finger under chin.




Girl

Brush index finger twice on side of lips.




Children

Flat hand indicates heads of children.




Grandmother

Finger spell 'G' and tap 'M' twice.




Grandfather

Finger spell 'G' and tap 'F' twice.




Man

Draw fingers and thumb down and together.




Lady

Brush index finger along cheek to chin.



Friend

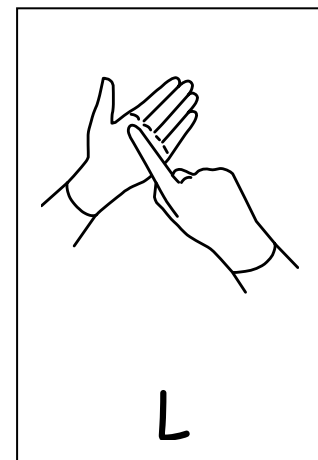

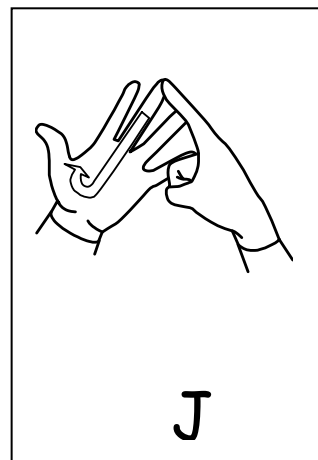






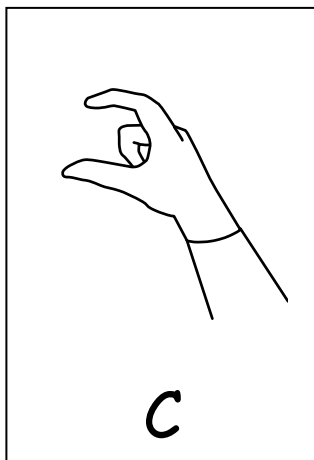


Hold own hand and shake.



Doctor

Index and thumb hold wrist.

Alphabet



Alphabet 2

